











ESSENTIAL STATISTICAL ASSETS FOR AUSTRALIA

ESA – 976 CONSUMER INFLATION

Summary of Quality Assessment Results							
Overall ESA Assessment	Institutional Environment	Relevance	Timeliness	Accuracy	Coherence	Interpretability	Accessibility
 Green	 Green	 Amber	 Amber	 Green	 Green	 Green	 Green

List of Contributing Datasets and Custodians
<ul style="list-style-type: none"> Consumer Price Index Dataset (ABS)

ESA Elements					
Pillar	Dimension	Description	Critical Frequency	Critical Spatial	Critical Disaggregation
Environment	Inflation	Includes the Consumer Price Index (CPI) and sub-aggregates and Living Cost Indexes (LCI's).	Monthly	National, State/Territory, Metropolitan/Ex-Metropolitan	Household Expenditure Category, Household Type

Overall ESA Assessment

The quality of ESA – 976 Consumer Inflation was assessed as a green traffic light for the purpose of ESA. The overall quality of this statistic met an acceptable standard for the quality indicators selected and the appropriate quality practices and processes were in place. The data custodian can be contacted for further information about the quality of the dataset which contributed to the statistic.

For more detailed quality information about each dimension, see over page





ESA – 976 CONSUMER INFLATION

Institutional Environment

The statistic scored a green traffic light for institutional environment. There were sufficient quality and risk management processes in place, protections for confidentiality and archiving processes. Staff were trained in data collation and the statistical purpose of the administrative records.

Relevance

The statistic scored an amber traffic light for relevance. All of the key information in the description of the statistic was available from the dataset. The critical spatial level Metropolitan/Ex-Metropolitan identified for the statistic was only available for metropolitan areas. The critical disaggregation Household Expenditure Category was not available and the critical disaggregation Household Type could only be produced for various sub-population groups which represent household types, such as, employee households and self-funded retiree households.

Timeliness

The statistic scored an amber traffic light for timeliness. The duration between collection and release of data was timely and users were able to access the release of new data when expected. The release of data for the statistic did not meet the critical frequency.

Accuracy

The statistic scored a green traffic light for accuracy. The target population was represented sufficiently for the statistic, there were no known under or overcounts and there were sufficient measures in place to adjust for missing values. The accuracy was consistent for information collected within the dataset.

Coherence

The statistic scored a green traffic light for coherence. Most information for the statistic was able to be compared over time with population and characteristic definitions remained mostly consistent and no changes to collection procedures over time. Information compiled from multiple sources was coherent and external sources were available for data confrontation.

Interpretability

The statistic scored a green traffic light for interpretability. Data quality statements, information to help users to understand the data and descriptions of conceptual limitations of the data were available. Users were able to access additional support if needed.

Accessibility

The statistic scored a green traffic light for accessibility. The key information, including visualisations such as graphs or maps, was publicly available and users could access data in Excel and other formats such as html. The key information and all other data were accessible for free.

Areas for Improvement

- The critical spatial level Metropolitan/Ex-Metropolitan identified for the statistic was only available for metropolitan areas.
- The critical disaggregation Household Expenditure Category was not available.
- The release of data for the statistic did not meet the critical frequency.

