

CATALOGUE NO. 6543.0

NEW ISSUE

EMBARGOED UNTIL 11.30 A.M. 27 FEBRUARY 1985

**INCOME AND HOUSING SURVEY,
SAMPLE FILE ON MAGNETIC TAPE, AUSTRALIA 1981-82**

PHONE INQUIRIES *for more information about this paper—contact Mr Bill Burmester on Canberra (062) 52 6569*

MAIL INQUIRIES *write to Director, Social Surveys and Standards Section, Australian Bureau of Statistics, P.O. Box 10, Belconnen, A.C.T. 2616.*

CONTENTS

	<i>Page</i>
1. Introduction	1
2. Magnetic tape formats	1
3. File structure	1
4. Record structure	1
5. Using the data	1
6. Conditions of issue	2

APPENDIXES

A	Magnetic tape formats	4
B	Magnetic tape volume and data set labels	6
C	List of data items	14
D	Aggregation of variables	19
E	Order forms	20

SAMPLE FILE ON MAGNETIC TAPE

1. Introduction

This publication provides information concerning the magnetic tape file containing data for the 1981-82 Income and Housing Survey, which is now available.

The release of these data is possible under the Census and Statistics Act which allows for the release of data in the form of unit records where the information is not likely to enable the identification of a particular person or organisation. There are no names or addresses on the sample file and the detail for some items of data has been suppressed or reduced to ensure that the confidentiality of individuals is protected. The file is available under certain conditions of issue which are specified in Section 6 of this publication. Subject to the limitations of sample size and geographic identification, it is possible for a user to manipulate the data, produce tabulations and undertake statistical analyses to their own specifications.

2. Magnetic tape formats

Details of magnetic tape formats, tape labelling options, recording densities, code sets available, etc., are given in Appendix A.

3. File structure

The sample file is distributed as a single reel of magnetic tape containing one data file. Details of the structure of labels are given in Appendix B.

4. Record structure

The file contains two types of records (each 400 characters in length), one for persons and one for income units. The two record types can be identified from character 9 in each record which is set to '1' for income units and '2' for persons.

All person and income unit records are linked through the use of an 8 digit number which relates to a household. Within each household the families are numbered 1, 2, 3, etc., according to relationships determined at the time of interview and all records relating to the same family contain the same family number. In the same way, income units are numbered 1, 2, 3, etc., within each family and all records pertaining to the same income unit contain the same income unit number. Thus all records within a household can be linked through appropriate reference to these numbers to enable family or household data to be obtained.

As well as details of income and housing, information was collected on some aspects of trade qualifications, life insurance and superannuation.

The data items contained in the file are listed in Appendix C.

In the survey, income was collected both on a last financial year basis (in respect of 1981-82) and on a current basis, that is at the time of interview. Details of housing occupancy and costs were collected only on a current basis.

Any statistics produced from the sample file will be subject to sampling error.

5. Using the data

5.1 Classifications

The detail for some variables has been reduced to avoid the release of identifiable information. These variables are listed in Appendix D.

5.2 Effects of sampling

The 1981-82 Income and Housing Survey was based on a multistage area sample of private dwellings and a sample of non-private dwellings (hotels, motels, etc.) and covered about one-third of one per cent of the population of Australia. As the survey was conducted at only a sample of all households in Australia, it is important to take account of the method of sample selection when deriving estimates from the unit record file. This is particularly important as a person's chance of selection in the survey varied, depending upon the region in which he/she lived. If these different chances of selection are not accounted for, by use of appropriate 'weights', the results will be biased.

5.3 Use of 'weights'

One of the fields on the unit record file contains a 'weight' for each person in the sample. This 'weight' takes account of a person's probability of selection in the sample from his/her region, with an adjustment to account for underenumeration at the age, sex and metropolitan/rest of State level. The 'weights' were derived from the monthly population benchmarks (September 1982) showing the number of persons in each part-of-State, cross-classified by age (16 groups in each State, 12 groups in A.C.T. and 7 groups in N.T.) and sex.

If estimates of population sub-groups are to be derived from the unit record file, it is essential that they are calculated by adding the 'weights' of the persons in each category, not just by counting the number of persons falling into each category. If each person were to be counted only once then no account would be taken of the fact that that a person's chance of being selected in the survey varied from region to region and the resulting estimates may be seriously biased.

5.4 Estimation procedure

Estimates derived from the survey are obtained by using a complex ratio estimation procedure, which ensures that the survey estimates conform to an independently estimated distribution of the population by age and sex, rather than to the age and sex distribution within the sample itself.

6. Conditions of issue

Sample files are released in accordance with a Ministerial Determination (Statutory Rules 1983 No. 19) in pursuance of Section 13 of the *Census and Statistics Act 1905*. As required by the Determination, the sample files have been designed so that the information on the files does not enable the identification of the particular persons to whom it relates.

In pursuance of Clause 7, the Determination requires clients to sign a Form of Undertaking stating that the information will be used for statistical purposes only.

Use of data for statistical purposes means use by the person or organisation to produce information of a statistical nature. Examples of such uses are:

- (a) the manipulation of data to produce means, correlations or other descriptive or summary measures;
- (b) the estimation of population characteristics from sample data;
- (c) the use of data as input to mathematical models and for other types of analyses (e.g. factor analysis); and
- (d) to provide graphical and pictorial representations of characteristics of the population or sub-sets of the population.

The following are examples of non-statistical purposes:

- (a) transmitting or allowing access to unit record data in part or whole to any other person/organisation, (other potential users of the data for statistical purposes must therefore make separate application to the ABS);
- (b) transmitting of, or allowing access to any other person/organisation to, any information based on the unit record data which comprises only 1 record; and
- (c) attempting to match unit record data in whole or part with any other information for the purposes of identifying individuals.

Use of the data for improper purposes may render the user liable to severe penalties. For information about the propriety of any particular intended use of the data, please contact Mr M. Giles, Assistant Statistician, Social Branch, Canberra (062) 52 7169.

Other conditions of issue are:

- (a) statistical tables, graphs, etc., obtained from analysis of these sample files may be further disseminated provided that the purchaser agrees:
 - (i) to indicate that the ABS is the source of the data used;

- (ii) not to attribute any analysis or transformation of the data to the ABS; and
 - (iii) to use the terminology currently used by the ABS for describing data;
- (b) payment for magnetic tape files must be received in advance of the supply date. Purchase orders are not acceptable.
- (c) while the utmost care will be taken in preparing and handling each tape, deterioration may occur between the time of copying and receipt of the tape. Accordingly, if the tape is unreadable on receipt and this is reported to the ABS within 28 days of dispatch, it will be recopied free of charge. As an added precaution at least one security copy of the tape should be made on receipt.

R. J. CAMERON
Australian Statistician

APPENDIX A

MAGNETIC TAPE FORMATS

All data on magnetic tape from household sample surveys are supplied from the Canberra Office of the ABS and encoded by a FACOM M382 computer. All tapes are of standard dimensions (730m x 12.7mm) and use 9 tracks.

1. Tape labelling conventions

Three labelling options are available:

- (a) FACOM Standard Label (same as IBM standard label). A label block consists of an 80 character EBCDIC coded fixed format record prefixed as for Australian Standard Labels but with some fields containing different information. However, the contents of the main fields are the same as for ANSI X3.27 labels. For a complete description see Appendix B.
- (b) Australian Standard Label (ANSI X3.27-1978 and AS 1068-1971). A label block consists of an 80 character ASCII coded fixed format record prefixed by the characters VOLI, HDR or EOF. For a complete description see Appendix B.
- (c) Unlabelled.

Note: All data files labelled and unlabelled will be encoded using either ASCII or EBCDIC Code Sets and will be blocked. The last file of data will be terminated by two consecutive tape marks. Although the ABS can supply unlabelled tapes from the M382 computer, the practice is strongly discouraged.

2. Recording densities

There is only one recording density available, and that is phase encoded 63 RPmm (1600 BPI).

3. Code sets

Two code sets are available:

- (a) ASCII Code Set (AS 1776-1975) which requires a minimum of 7 bits for representation. ABS always writes this code in 8-bit representation with the high order bit set to zero. This code cannot be represented on tapes with FACOM standard labels.
- (b) EBCDIC Code Set. ABS always writes this code in 8-bit representation. This code will not be represented on tapes with ANSI labels.

4. Block sizes

The block sizes will usually be as close as possible to 2048 characters, which is the maximum block size allowed for ANSI labelled tapes. Block sizes are not a user option.

5. Provision of magnetic tapes

Two options are available:

- (a) ABS 'For Sale' tapes. These are 730m x 12.7mm new tapes which are sold by the ABS at commercial retail prices including sales tax. The charge for the magnetic tape is in addition to the charge for any data contained thereon and is a part of the total charge for the supply of ABS data.
- (b) User supplied tapes. ABS is able to copy data to user supplied magnetic tapes. These tapes must be 730m x 12.7mm and should preferably be new.

6. Initialising arrangements for magnetic tapes

All tapes will be initialised by the ABS under its Tape Management System (TMS). Labelled tapes will be allocated VSN(s) by the ABS and hardcopy of the label details will be supplied to the user. The user may specify an expiry date.

ABS 'For Sale' tapes—these are available in labelled or unlabelled form. All tapes will be initialised by ABS prior to copying data.

User supplied tapes—ABS will regard all user supplied tapes as 'scratch' tapes. Such tapes will be initialised in the ABS TMS prior to copying. If necessary, they will be demagnetised and/or certified prior to initialisation. User supplied tapes may be returned labelled or unlabelled as for ABS 'For Sale' tapes.

7. Summary of copying options

Acceptable combinations of copying options are summarised in the following table:

SUMMARY OF COPYING OPTIONS FOR MAGNETIC TAPE FROM HOUSEHOLD SAMPLE SURVEYS(a)

LABELLING		DENSITY		CODE SET		TYPE OF TAPE		
ANSI/ ASCII (b)	'Standard'/ EBCDIC (c)	No Label	Labelled by ABS	63 RPmm (1600 BPI) (phase encoded)	ASCII	EBCDIC	ABS 'For Sale'	User Supplied (d)
*(c)			*	*	*		*	
*			*	*	*		*	*
	*		*	*		*	*	*
	*		*	*		*	*	*
		*		*	*	or	*	or
			*	*	*		*	*

ABS
Preferred
Combination

(a) All magnetic tapes will be 730m x 12.7mm recorded by the FACOM M382 computer on 9 tracks. (b) Australian Standard Labels (AS 1068): code set (AS 1776) with data restricted to numeric and upper case alphabetic characters. (c) IBM Standard Labels: EBCDIC code set, with data restricted to numeric and upper case alphabetic characters. (d) Where a user supplies a magnetic tape, it must be 730m x 12.7mm and should preferably be new. (e) The asterisks (*) indicate compatible options.

APPENDIX B

MAGNETIC TAPE VOLUME AND DATA SET LABELS

Section A—FACOM Standard Labels (same as IBM)

Each label is one 80-byte record containing various attributes of the data set or reel. EBCDIC code is used.

There are five kinds of labels, as shown in Fig. A.1.

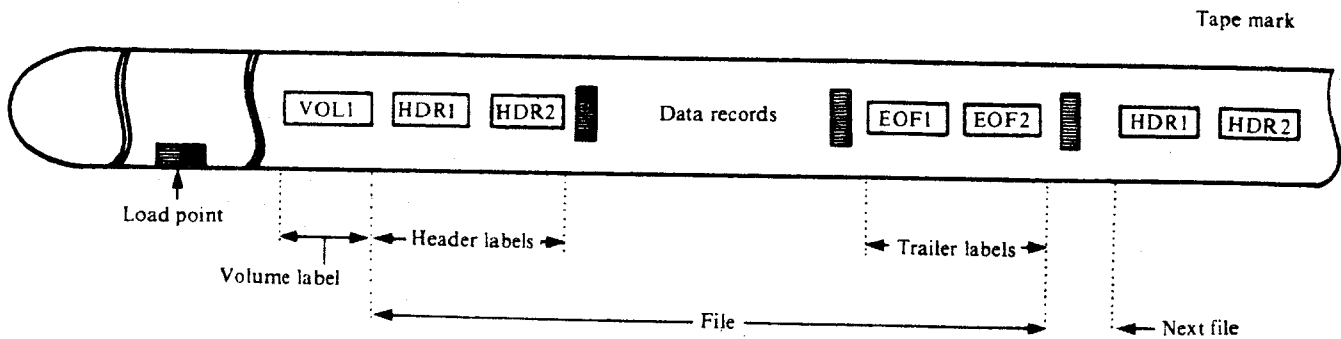


Figure A.1 FACOM standard labels (same as IBM)

Volume label—

One volume label exists as the first block on each reel. This label contains the volume serial number (VSN), owner name, and other data pertinent to this reel. A volume label is characterized by its first four characters: VOL. 1.

Header labels—

Two header labels are written at the front of each file: header label 1 (HDR1) and header label 2 (HDR2). The former contains an identification of this file, the latter contains various attributes.

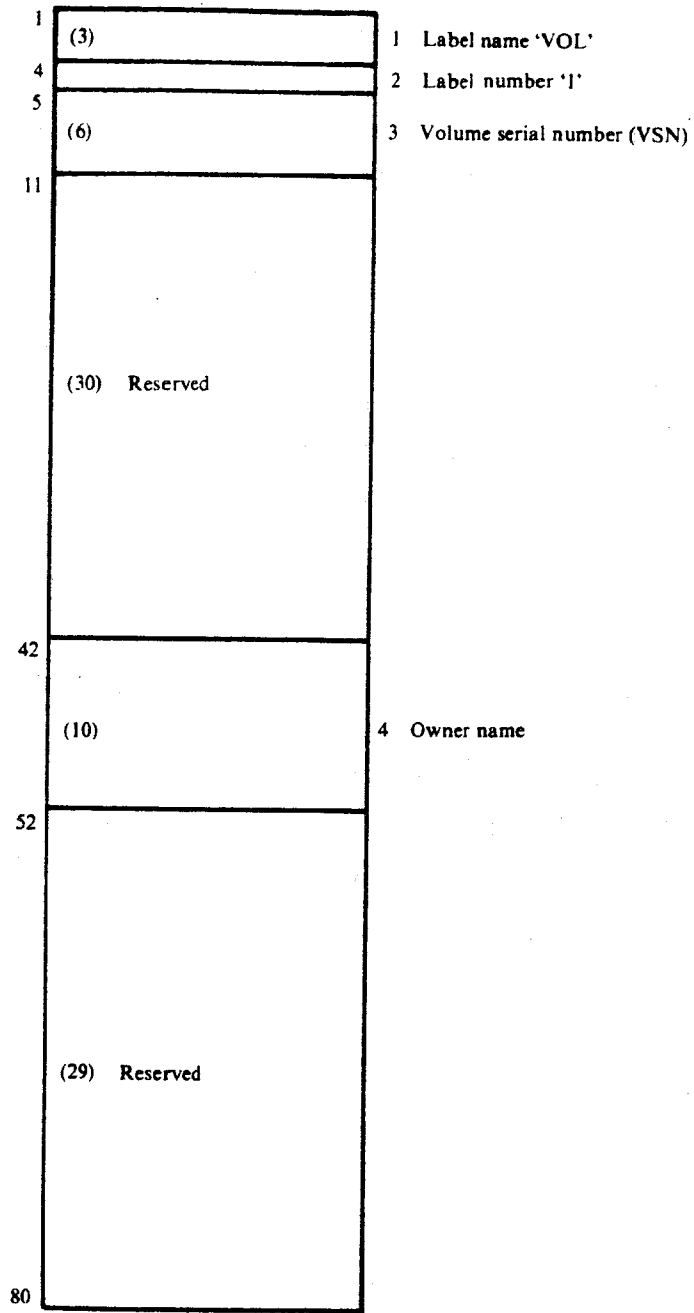
Trailer labels—

Two trailer labels are written at the end of each file: trailer label 1 (EOF1) and trailer label 2 (EOF2). As can be seen from Fig. A.1, header and trailer labels are paired for each file on the volume. Trailer labels are quite similar to header labels, since reel processing does not always start from the front of a file, e.g. when reading backwards.

Standard volume label format:

Refer to Fig. A.2.

- 1 *Label name:* Indicates that the label is a volume label; always 'VOL'.
- 2 *Label number:* This is the sequence number of the volume label. There is only one volume label for a standard-label reel; hence, its sequence number is always '1'.
- 3 *Volume serial number (VSN):* One to six EBCDIC characters. Used to cite a specific volume. Externally-readable label on the reel should agree with this serial number for operating convenience.
- 4 *Owner name:* Arbitrary identifier of up to ten EBCDIC characters.



Note : Reserved—All blank

Figure A.2 Standard volume label

Standard format for the first header and trailer labels for a file:

Refer to Fig. A.3.

1 *Label name:* There are the following two kinds of label names:

'HDR' Header label

'EOF' Trailer label (end of data set).

2 *Label number:* Sequence number of this label; always '1' in this case.

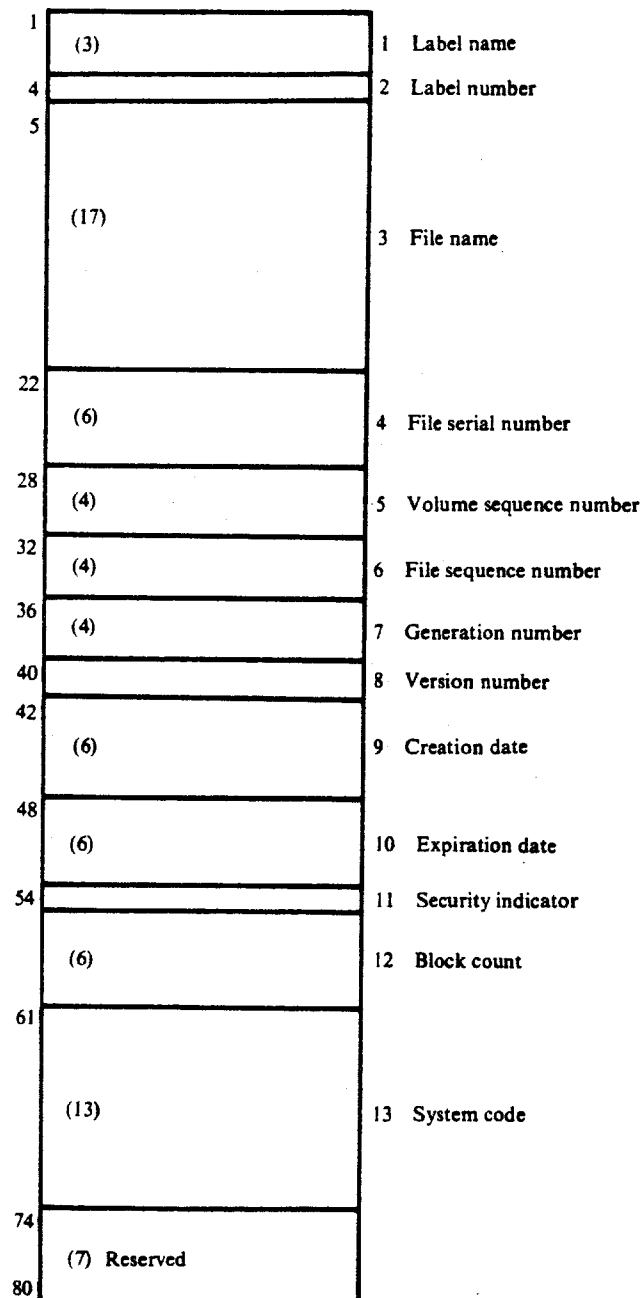


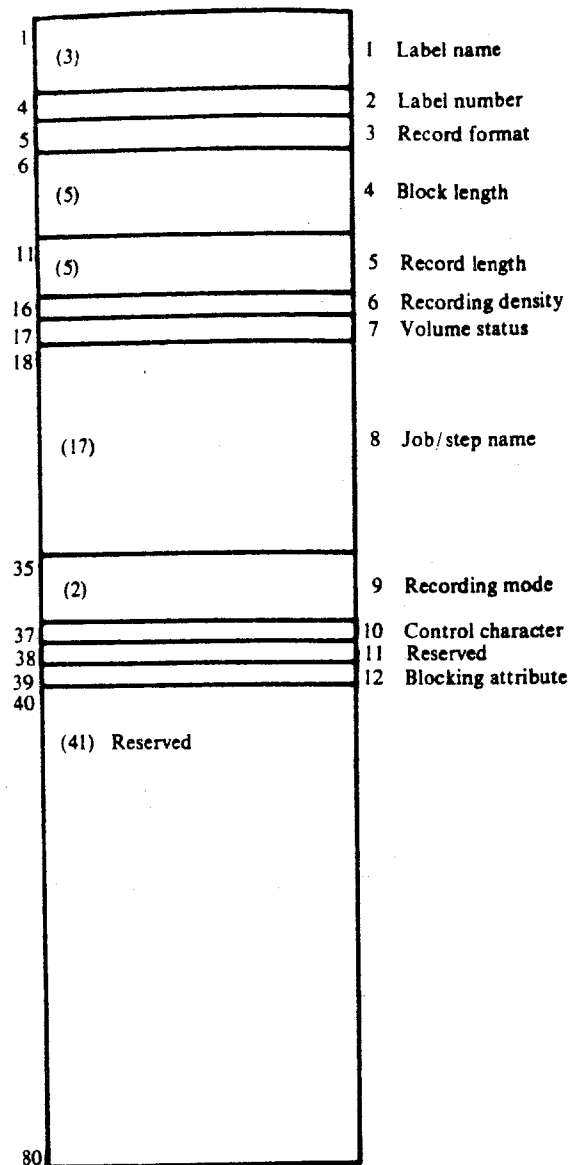
Figure A.3 First standard header or trailer label for a file

- 3 *File name*: Seventeen-character left-justified data set name. When less than seventeen characters, padded on right with blanks.
- 4 *File serial number*: Serial number of first volume on which this data exists.
- 5 *Volume sequence number*: Sequence number for a data set on one or more volumes. Volume sequence number is always '0001' for a single volume.
- 6 *File sequence number*: Relative position of each data set on the volume ranges through (0001-9999). This is relative to the first volume.
- 7 *Generation number*: Blank
- 8 *Version number*: Blank
- 9 *Creation date*: Indicates year and day the data set was created:
- | | | |
|-------|-----|--|
| byydd | b | Blank |
| | yy | Last two digits of the calendar year (00-99) |
| | ddd | Day in the year (001-366) |
- 10 *Expiration date*: Indicates year and date until which the data set is protected from deletion. Same format as the creation date. Field is character '0' if not specified, and the protection interval is null.
- 11 *Security indicator*: Set to '0' (unprotected).
- 12 *Block count*: Total number of data blocks in the data set. Stored in the trailer label (EOF1 or EOVI); always '0' in the header label (HDR1).
- 13 *System code*: Identifier for system that created the data set. Always 'FACOM OS IV/F4' (13 bytes) for reels created on this operating system.

Standard format for the second header and trailer labels for a file:

Refer to Fig. A.4.

- 1 *Label name*:
- | | |
|-------|---------------------------------|
| 'HDR' | Header label |
| 'EOF' | Trailer label (end of data set) |
- 2 *Label number*: Sequence number of this label; always '2' in this case.
- 3 *Record format*:
- | | |
|---|------------------|
| F | Fixed length |
| V | Variable length |
| U | Undefined length |
- 4 *Block length*:
- | | |
|----------|--|
| F format | Block length (integer multiple of record length) |
| V format | Maximum block length (including BDW) |
| U format | Maximum block length |
- 5 *Record length*:
- | | |
|----------|---|
| F format | Logical record length |
| V format | Maximum logical record length (including RDW) |
| U format | Always '0' |
- 6 *Recording density*:
- | | |
|---|----------------|
| 3 | 1600 (9 track) |
|---|----------------|
- 7 *Volume status*:
- | | |
|---|--|
| 0 | First (or only) volume for this data set |
|---|--|



Note : Reserved—All blank

Figure A.4 Second standard header or trailer label for a file

8 *Job and step names*: Job name (eight characters) and step name (eight characters) delimited by '/' when the data set was created.

9 *Recording mode*: Blank

10 *Control character*:

- A ANSI control characters
- C FACOM control characters
- M Machine control characters
- blank No control characters

11 *Unused field (blanks)*:

12 *Blocking attribute*:

- B Blocked records
- S Spanned records
- R Blocked spanned records
- blank Unblocked unspanned records

Section B—ANSI Labels

ANSI labels have basically the same format as FACOM standard labels. There are some differences in positions of fields in VOL1 and HDR1. HDR3 and subsequent header labels are not used. All ANSI labels and data are recorded in ASCII code at a recording density of 1600.

ANSI volume label format:

Refer to Fig. A.5.

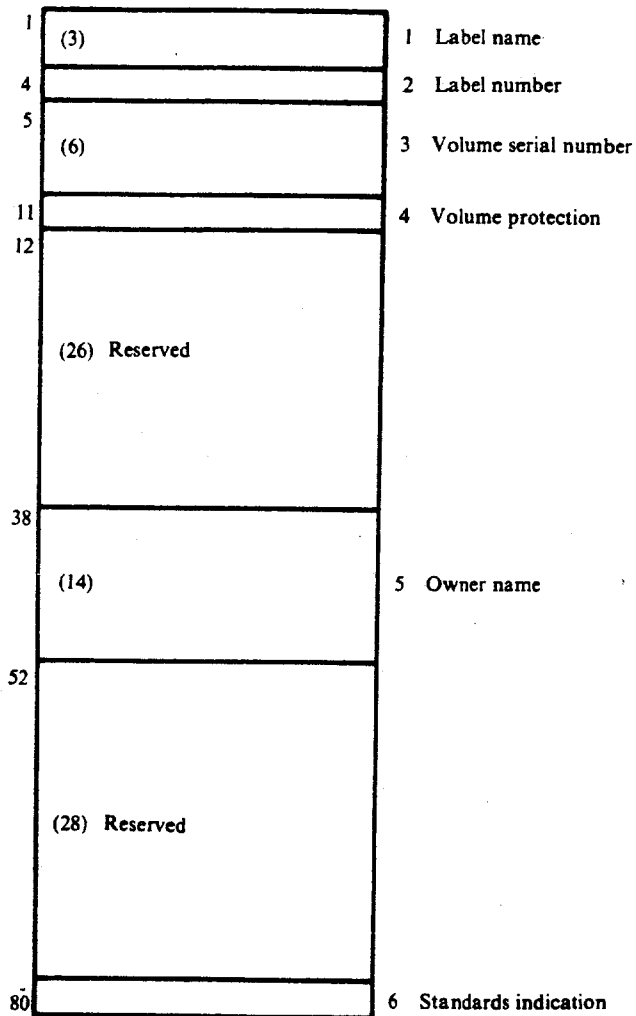


Figure A.5 ANSI volume label

- 1 *Label name*: Indicates that the label is a volume label. Always 'VOL'.
- 2 *Label number*: Sequence number of the volume label. There is only one volume label for an ANSI standard-label reel; hence, its sequence number is always '1'.
- 3 *Volume serial number*: One to six ANSI characters. Used to cite a specific volume.
- 4 *Volume protection*: This field is an ANSI 'space' character.
- 5 *Owner name*: Arbitrary name of at most 14 ANSI characters. This field is left blank if no owner name was specified when the file was created.
- 6 *Standards indication*: This field is set to '1'.

ANSI format for the first header and trailer labels for a file:

Refer to Fig. A.6. The contents of the fields (1)-(13) in Fig. A.6. are the same as those of the FACOM standard label (Fig. A.3) except for field (11), 'Security indicator'.

1	(3)	1 Label name
4		2 Label number
5		
	(17)	3 File name
22	(6)	4 File serial number
28	(4)	5 Volume sequence number
32	(4)	6 File sequence number
36	(4)	7 Generation number
40	(2)	8 Version number
42	(6)	9 Creation date
48	(6)	10 Expiration date
54		11 Security indicator
55	(6)	12 Block count
61	(13)	13 System code
74		
80	(7) Reserved	

Figure A.6 First ANSI header and trailer label for a data set

11 *Security indicator*: Blank

ANSI format for the second header and trailer labels for a file: Same as FACOM standard labels.

Other labels: File labels 3-9 (HDR3-HDR9, EOF3-EOF9) are not created by ABS.

APPENDIX C

LIST OF DATA ITEMS

(Record :Income unit)

<i>Field name</i>	<i>Range of codes</i>
Household indicative number (random) (income unit record)	0-99999999
Income unit record identifier	1
Family number (income unit record)	0-9
Income unit number (income unit record)	1-12
Income unit exclusion flag	1-3
Current income unit type A	0-4
Period income unit type A	0-5
Number of persons in unit who are period but not current dependants	0-6
Sex of income unit head	1-2
Age of income unit head(a)	1-19
Number of current dependants(a)	0-6
Number of dependants in 1981-82(a)	0-6
Current income unit type (detailed)	0-20
Period income unit type (detailed)	0-20
Gross annual income of income unit	0-999999
Gross annual income unit income from wages and salaries	0-999999
Gross annual income unit income from own business or farm	0-999999
Gross annual income unit income from share in partnership	0-999999
Gross annual income unit income from government cash benefits	0-999999
Gross annual income unit income from all other sources	0-999999
Principal source of gross income of income unit in 1981-82	0-8
Principal source of current income of income unit	0-7
Gross annual income unit income from principal income source	0-999999
Percentage of income unit income from government cash benefits in 1981-82	0-8
Current weekly income unit income	0-999999
Current labour force participation of the income unit	0-9
Nature of occupancy (grouped)	0-11
Current weekly mortgage payments	0-9999
Current weekly rent payments	0-9999
Year dwelling occupied	0-13
Type of dwelling	0-7
Current weekly rates payments	0-999
Current weekly accommodation costs	0-99999
Current employment status of income unit head	0-6
Current employment status of spouse	0-7
Age of youngest dependant in income unit in 1981-82	0-5
Frequency of dwelling repayments	0-9
First dwelling owned in Australia	0-2
Dwelling previously occupied	0-3
How often rent/board paid	0-9
Own/paying off other dwelling	0-2
Number of bedrooms in dwelling	0-5
Earned income of head	0-999999
Earned income of spouse	0-999999
Weeks head worked full-time during period	0-52
Weeks spouse worked full-time during period	0-53
Weeks head worked part-time during period	0-52
Weeks spouse worked part-time during period	0-53
Weeks head unemployed during period	0-52
Weeks spouse unemployed during period	0-53
Labour force status of head during period	1-2
Labour force status of spouse during period	1-2
Gross annual income from unemployment benefits	0-99999

LIST OF DATA ITEMS—continued

(Record :Income unit)

<i>Field name</i>	<i>Range of codes</i>
Total period income of income unit head	0-999999
Total period income of income unit spouse	0-999999
Educational qualifications of income unit head	0-10
Educational qualifications of income unit spouse	0-11
Number of children aged 0 to 4 years in income unit	0-9
Number of children aged 5 to 9 years in income unit	0-9
Number of children aged 10 to 14 years in income unit	0-9
Age of income unit spouse(a)	1-20
Geographical area of residence (income unit)(a)	1-12
Filler of 228	n.a.
Income unit weight (needs dividing by 10.000)	0-99999999

(a) The detail for this item has been reduced to preserve the confidentiality of individuals and/or because the data at a more detailed level would be unreliable for most practical purposes.

LIST OF DATA ITEMS

(Record :Person)

<i>Field name</i>	<i>Range of codes</i>
Household indicative number (random) (person record)	0-99999999
Person record identifier	2
Person number	0-99
Sex	1-2
Age of individual(a)	1-19
Marital status	0-5
Detailed relationship code	1-23
Relationship code	1-20
Exclusion flag for individuals	1-11
Family number (person record)	1-9
Income unit number (person record)	1-12
Country of birth(a)	1-27
Year of arrival in Australia(a)	0-12
Age left school	0-8
Field of trade	0-10
Current trade status	0-9
Use of trade skills	0-5
Trade qualifications	0-3
Year qualified in trade	0,47-82
Current trade use	0-6
Ever used trade	0-4
Year first stopped working in trade(a)	0,47-84
Reason for break from trade	0-8
Looking for job in trade	0-3
Reason not worked in trade since qualified	0-6
Highest qualifications	0-9
Qualification field	0-22
Current study status	0-4
1981-82 study status	0-5
Employment status brief	0-3
Full-time job status	0-3
Current number of jobs	0-2
Hours worked in main job	0-6
Hours worked in all jobs	0-6
Main type of employment	0-6
Own business limited liability company	0-2
Industry/service of employer(a)	1-30,99
Sector of industry/service of employer	0-9
Current occupation(a)	0-61
Manual/non manual occupation	0-2
Full-time/part-time employment status	0-5
Full-time/part-time employment status main job	0-5
Looking for full-time/part-time work	0-3
How looked for work	0-10
Age left full-time job	0-99
Superannuation cover status	0-4
Super scheme arranged/provided by employer	0-2
Super scheme allow regular retirement payments	0-3
Amount of weekly contributions to super scheme	0-999
Age left super scheme(a)	0-7
Amount of superannuation received in lump sums(a)	0-20,99
Type of superannuation benefit received	0-4
Number of years since left superannuation scheme	0-99
Number of years since life insurance matured	0-99
Life insurance cover status	0-5

LIST OF DATA ITEMS—continued

(Record :Person)

<i>Field name</i>	<i>Range of codes</i>
Life insurance cover maturing at retirement ages	0-2
Age life insurance cover matures(a)	0-5
Cost of life insurance cover (\$ per week)	0-999
Life insurance payer	0-4
Number of life insurance payments received	0-2
Total amount of life insurance payments received(a)	0-11,99
Amount of largest life insurance payment received	0-11,99
Age received life insurance payment	0-5
Covered by life insurance or superannuation	0-4
Away from Australia 1981-82	0-6
Whether on Australian business when overseas	0-3
Weeks worked 1981-82	0-52
Weeks worked part-time 1981-82	0-52
Occupation 1981-82(a)	0-57
Industry 1981-82(a)	1-30,99
Looking for a job	0-2
Weeks looking for work during 1981-82	0-52
Times unemployed looking for work	0-5
Current income from sickness benefits	0-999
Current income form family allowance	0-999
Current income from war disability pension	0-999
Current income from unemployment benefit	0-999
Current income from child's education assistance	0-999
Current income from age pension	0-999
Current income from superannuation	0-9999
Current income from war widows' pension	0-999
Current income from widows' pension	0-999
Current income from invalid pension	0-999
Current income from supporting parents' benefit	0-999
Current income from wife's pension	0-999
Current income from any other benefit	0-999
Current income from partnership	0-9999
Current income form own business or farm	0-9999
Current income from interest	0-9999
Current income from self education assistance	0-999
Current income from dividends bonds royalties trusts and debentures	0-9999
Current income from rent	0-9999
Current income from workers' compensation	0-999
Current income from maintenance or alimony	0-999
Current income from any other source	0-999
Current income from wages and salaries	0-9999
1981-82 income from sickness benefit	0-9999
1981-82 income from family allowance	0-9999
1981-82 income from war disability pension	0-9999
1981-82 income from unemployment benefit	0-9999
1981-82 income from child's education assistance	0-9999
1981-82 income from age pension	0-9999
1981-82 income from superannuation	0-99999
1981-82 income from war widows' pension	0-9999
1981-82 income from widows' pension	0-9999
1981-82 income from invalid pension	0-9999
1981-82 income from supporting parents' benefit	0-9999
1981-82 income from wife's pension	0-9999
1981-82 income from any other government benefit	0-9999
1981-82 income from partnership	0-99999

LIST OF DATA ITEMS—continued

(Record : Person)

<i>Field name</i>	<i>Range of codes</i>
1981-82 income from own business or farm	0-99999
1981-82 income from interest	0-99999
1981-82 income from self education assistance	0-9999
1981-82 income from dividends bonds royalties trusts debentures	0-99999
1981-82 income from rent	0-99999
1981-82 income from workers' compensation	0-9999
1981-82 income from maintenance or alimony	0-9999
1981-82 income from any other source	0-99999
1981-82 income from wages and salaries	0-99999
Total 1981-82 income from all sources	0-999999
Total current income from all sources	0-99999
Total 1981-82 income (grouped)	0-37
Total current income (grouped)	0-34
Weeks received unemployment benefits	0-52
Weeks received sickness benefits	0-52
Month first received age pension	0-14
Month first received other pension	0-14
Number of children family allowance received for in 1981-82	0-6
Number of children family allowance currently received for	0-6
Weeks received war widows' pension in 1981-82	0-52
Weeks received war disability pension in 1981-82	0-52
Weeks received invalid pension in 1981-82	0-52
Weeks received supporting parents' benefit in 1981-82	0-52
Weeks received wife's pension in 1981-82	0-52
Weeks received any other pension in 1981-82	0-52
Workers' compensation payments 1981-82	0-2
Current workers' compensation payments	0-2
Received workers' compensation — expect return to work	0-4
Total amount received in workers' compensation payments	0-999
Year received largest workers' compensation payment	0,77-82
Education qualifications	0-10
Imputation flag for income from partnership	0-1
Imputation flag for income from business	0-1
Imputation flag for income from interest	0-1
Imputation flag for income from dividends	0-1
Imputation flag for income from rent	0-1
Principal source of income for 1981-82	0-8
Principal source of current income	0-8
Per cent of income from government cash benefits	0-5
Labour force participation	0-5
Age of individual (grouped 5 year — A)	1-8
Duration of unemployment	0-7
Principal source of current government cash benefits	0-6
Current family relationship	0-9
Current employment status	0-7
Imputation flag for wages and salaries	0-1
Age of individual (grouped 5 year — B)	1-10
Period income unit type A (person record)	0-5
Current income unit type A (person record)	0-4
Period income in 1981-82 from government cash benefits	0-99999
Period income in 1981-82 from interest rent and dividends	0-99999
Period income in 1981-82 from any other source	0-99999
Current superannuation contributions	0-13
Dependency flag	1-5
Geographical area of residence(a)	1-12
Filler of 19	n.a.
Person weight (needs dividing by 10,000)	0-99999999

(a) The detail for this item has been reduced to preserve the confidentiality of individuals and/or because the data at a more detailed level would be unreliable for most practical purposes.

APPENDIX D

AGGREGATION OF VARIABLES

Variables which have been reduced to avoid the release of identifiable information are set out below.

1. *Income.* Incomes that may be considered unusually high and therefore may possibly identify persons, have been adjusted, the original value being replaced with a created value. Such adjustments have been made over a range of disaggregations of the population and have been performed in such a way as to minimize the effect on the income distribution. Consequently estimates produced from this file may vary by a small degree from equivalent ABS published data.

2. *Geographical area.* The sample file is designed for users with need for data at the State level. The geographical location of the place of interview is coded to the following areas:

(a) For all States except Tasmania—

(i) Capital City Statistical Division; and

(ii) balance of State

(b) Tasmania—total State; and

(c) Australian Capital Territory and Northern Territory—combined

No other geographic reference appears on this file and records are randomly ordered within each of the above geographic areas.

3. *Age variables:* children — 3 groups, 0-4 years, 5-9 years, 10-14 years;
15-19 year olds — single years;
20 years and over — 5 year age-groups to 85 years and over.

4. *Country of birth:* countries with sample takes of more than 50, individually identified; remainder grouped to continent level.

5. *Year of arrival:* prior to 1920, 1920-29, 1930-39, 5 year groups to 1979, 1980-82.

6. *Occupation:* C.C.L.O. minor groups only, with further amalgamation of 16 minor groups to 6 combined groups. One minor group has been divided (Station Masters and Inspectors and Supervisory Operational Transport are split from other railway workers and Traffic Controllers).

7. *Industry:* ASIC coding compressed to—

(a) 5 Divisions not disaggregated;

(b) 7 Groupings of 16 subdivisions within 3 divisions;

(c) 15 Subdivisions (including Retail Trade, Petrol and Tyre Retailers); and

(d) 1 Industry group (Motor Vehicle Dealers).

8. *Number of children for whom in receipt of family allowance:* 1, 2, 3, 4, 5, more than 5.

9. *Number of dependants:* 1, 2, 3, 4, 5, more than 5.

10. *Year qualified in trade:* 1950-82 single years; prior to 1950 — 3 categories.

11. *Year first stopped working in trade:* 1970-82 — single years; prior to 1970 — 7 categories.

12. *Age left superannuation scheme:* 4 categories — less than 50 years, 50-60 years, 61-64 years, 65 years, 66 years and over.

13. *Age life insurance cover matures:* 4 categories — 60 years, 61-64 years, 65 years, 66 years and over.

14. *Age received life insurance payments:* 4 categories — 60 years or earlier, 61-64 years, 65 years, 66 years and over.

15. *Amount of superannuation received in lump sums:*

\$1-7,999 in \$1,000 ranges

\$8,000-99,999 in 11 categories

\$100,000 or more

16. *Total amount of life insurance payment received:*

\$1-7,999 in \$1,000 ranges

\$8,000 and over in 3 categories

APPENDIX E

ORDER FORMS

1. A guide to completing magnetic tape order forms

- (a) Form SSS5/1 is used for ordering the 1981-82 Income and Housing Survey Sample File on magnetic tape and *should be completed by a person with technical knowledge of the computer system to be used to process the file.*
- (b) The Form of Undertaking (form SSS5/2) should be signed by someone authorised to sign legal documents on behalf of the organisation and a copy should be made for the organisation's records.

2. Supply of magnetic tape(s)

- (a) You may supply your own reels or purchase reels from the ABS.
- (b) Details of labelling standards are given in Appendix A.
- (c) If you supply your own reels, each reel should be of high quality magnetic tape, preferably new, 12.7mm (.5 inch) wide and 730 metres (2,400 feet) long.
- (d) Each of your reels must be clearly identified to avoid processing delays.
- (e) ABS will initialise all magnetic tapes in its Tape Management System with the details specified by the user on form SSS5/1. Labelled tapes will be allocated a VSN by ABS. If you are unable to accept an ABS supplied VSN, please contact the ABS as specified in 'C.5' below.

3. Cost

- (a) The sample file costs \$60.00 which includes freight charges to a destination within Australia. (Overseas customers are required to pay the appropriate freight charge).

NOTE: If the ABS supplies the magnetic tape a fee of \$18.00 a reel is added to your order.

- (b) These prices (as at November, 1984) are subject to change.

4. Ordering procedure

- (a) *Forward the order form (SSS5/1) and signed Form of Undertaking (SSS5/2) with your crossed cheque for the appropriate amount to Supervisor, Social Surveys and Processing, Social Branch (W51C), Australian Bureau of Statistics, P.O. Box 10, Belconnen, 2616. Make the cheque payable to the Collector of Public Moneys.*
- (b) If supplying your own magnetic tape(s), they should accompany the order form (SSS5/1).

5. Further information

If you have any queries about this service, please telephone or write to:

The Supervisor
Social Surveys and Processing
Social Branch
Australian Bureau of Statistics
P.O. Box 10
BELCONNEN, A.C.T. 2616
Telephone (062) 52 6526.

1981-82 INCOME AND HOUSING SURVEY SAMPLE FILE

ORDER FORM

SSS5/1

To: Supervisor
 Social Surveys and Processing
 Australian Bureau of Statistics
 P.O. Box 10
 BELCONNEN, A.C.T. 2616

1. Please supply the above file on ABS supplied magnetic tape (\$78.00)

OR

the magnetic tape enclosed (\$60.00)

visual identification of your tape

Brand

Tape number

Other identification

using the following copy option (tick one)

- | | | |
|--------------------------|--------------|-------------------|
| <input type="checkbox"/> | ANSI LABELS | * ASCII CODE SET |
| <input type="checkbox"/> | FACOM LABELS | * EBCDIC CODE SET |
| <input type="checkbox"/> | UNLABELLED | * ASCII CODE SET |
| <input type="checkbox"/> | UNLABELLED | * EBCDIC CODE SET |

and expiration date (YYDDD)

If you want permanent protection use 88365

If you want default 30 day protection, leave expiration date blank.

2. My crossed cheque (No.....) for \$..... payable to the Collector of Public Moneys is attached.

3. Please send the processed reel to: (Block letters please)

Name

Organisation

Address

Postcode.....

4. OR the processed reel will be collected by:

Name Telephone.....

5. In case of technical queries about my order, please contact my software programmer:

Name Telephone.....

Designation.....

6. I/We agree to the following conditions of issue:

(a) To use the information on the file for statistical purposes only. A signed Form of Undertaking (SSS5/2) is attached.

(b) Statistical tables, graphs, etc. obtained from analysis of these sample files may be further disseminated provided that I/we, or my/our customer, agree:

(i) to indicate that the ABS is the source of the data used;

(ii) not to attribute any analysis or transformation of the data to the ABS; and

(iii) to use the terminology currently used by the ABS for describing data.

(c) Payment for magnetic tape files must be received in advance of the supply date. Purchase orders are not acceptable.

7. While the utmost care will be taken in preparing and handling each tape, deterioration may occur between the time of copying and receipt of the tape by you. Accordingly, if the tape is unreadable on receipt and this is reported to the ABS within 28 days of its dispatch, it will be recopied free of charge. As an added precaution you are advised to take at least one security copy of the tape on receipt.

Signature Date / /

Designation

ABS USE ONLY

ABS order number

Date received

PAYMENT DETAILS

Cheque from

Cheque No.

Amount

Receipt No.

Signature
(Collector of Public Monies)

Date

APPROVAL

Signature
(Assistant Statistician, Social Branch)

Date

PROCESSING DETAILS

Tape number

Date initialised

Date copied

DESPATCH

Signature
(Person handling order)

Date

SSS5/2

**UNDERTAKING MADE IN PURSUANCE OF CLAUSE 7 OF THE
DETERMINATION UNDER CENSUS AND STATISTICS ACT, 1905
(STATUTORY RULES 1983, No. 19)**

In pursuance of Clause 7 of the Statutory Rules 1983, No. 19, I,
 _____, acting within the scope of authority exercisable by me in accordance with arrangements approved by
 * _____, hereby undertake that
 will use the unidentified individual 1981-82 Income and Housing Survey records provided by the Australian Statistician,
 referred to as the 1981-82 Income and Housing Survey Sample File, for statistical purposes only.

I recognise that these records are being released under the provisions of a Ministerial Determination which is authorised
 by subsections 13(1) and (2) of the *Census and Statistics Act 1905*, and I recognise that under subsection 19(2) of the
Census and Statistics Act 1905 failure to comply with this undertaking is an indictable offence, punishable on conviction
 by a fine not exceeding \$5,000 or imprisonment for a period not exceeding two years, or both.

(Clause 7 of Statutory Rules 1983, No. 19 and subsections 13(1), 13(2) and 19(2) of the *Census and Statistics Act 1905* are
 reprinted in full on the reverse side of this Undertaking.)

* Name of organisation

Signed Date.....

Address

Position in organisation

Witnessed by

Name and position

Date.....

CLAUSE 7, STATUTORY RULES 1983, NO. 19**Disclosure of unidentified information**

7 (1) Information in the form of individual statistical records may, with the approval in writing of the Statistician, be disclosed where—

- (a) all identifying information such as name and address has been removed;
- (b) the information is not likely to enable the identification of the particular person or organisation to which it relates; and
- (c) the Statistician has been given a relevant undertaking for the purposes of this clause.

(2) A reference in paragraph (1) (c) to a relevant undertaking shall be read as a reference to an undertaking in writing by—

- (a) in the case of information to be disclosed to a person, being an individual—that person;
- (b) in the case of information to be disclosed to an official body—the responsible Minister in relation to, or a responsible officer of, that official body; or
- (c) in the case of information to be disclosed to an organisation other than an official body—a responsible officer of that organisation,

that the information will be used for statistical purposes only.

SUBSECTIONS 13 (1) AND (2), CENSUS AND STATISTICS ACT 1905**Release of information**

13 (1) Notwithstanding anything in this Act (other than this section), the Minister may, by instrument in writing, make determinations providing for and in relation to the disclosure, with the approval in writing of the Statistician, of information included in a specified class of information furnished in pursuance of this Act.

(2) Without limiting the generality of sub-section (1), determinations may make provision—

- (a) as to the person to whom the information may be disclosed;
- (b) as to the persons, being the persons from whom the information has been obtained, whose consent is required for the disclosure of the information; and
- (c) specifying terms and conditions subject to which the information may be disclosed, including, but without limiting the generality of the foregoing, terms and conditions as to the requiring of a person to whom the information is, or is to be, disclosed to give an undertaking, in writing with respect to the disclosure of the information by that person, including an undertaking not to disclose any of the information to any person.

SECTION 19 (2), CENSUS AND STATISTICS ACT 1905

(2) A person who contravenes sub-section (1) or fails to comply with an undertaking of the kind referred to in paragraph 13 (2) (c) given by him in relation to information disclosed to him in accordance with a determination is guilty of an indictable offence punishable on conviction by a fine not exceeding \$5,000 or imprisonment for a period not exceeding 2 years, or both.