











ESSENTIAL STATISTICAL ASSETS FOR AUSTRALIA

ESA – 404 MIGRANT STATISTICS

| Summary of Quality Assessment Results | | | | | | | |
|--|--|--|--|--|--|--|--|
| Overall ESA Assessment | Institutional Environment | Relevance | Timeliness | Accuracy | Coherence | Interpretability | Accessibility |
|  Green |  Green |  Green |  Green |  Amber |  Green |  Green |  Green |

| List of Contributing Datasets and Custodians | |
|---|--|
| <ul style="list-style-type: none"> • Continuous Survey of Australia’s Migrants (DIBP) • Migrant Settlement Database (DSS) | <ul style="list-style-type: none"> • MPS – Characteristics of Recent Migrants (ABS) • Overseas Arrivals and Departures (ABS) |

| ESA Elements | | | | | |
|--------------|------------|---|--------------------|--|--|
| Pillar | Dimension | Description | Critical Frequency | Critical Spatial | Critical Disaggregation |
| Society | Demography | Includes statistics on the temporary and permanent relocation of people across international borders and the transition of migrants into the Australian population through a range of social and economic indicators including employment, education, housing and household income. | Quarterly | National, State/Territory, Local Government Area | Age, Sex, Visa Groups, Country of Birth, Year of Arrival, English Language Proficiency |

Overall ESA Assessment

The quality of ESA – 404 Migrant Statistics was assessed as a green traffic light for the purpose of ESA. The overall quality of this statistic met an acceptable standard for the quality indicators selected and the appropriate quality practices and processes were in place. This statistic quality assessment was based on quality information about the contributing datasets. Data custodians can be contacted for further information about the quality of the datasets which contributed to the statistic.

For more detailed quality information about each dimension, see over page





ESA – 404 MIGRANT STATISTICS

Institutional Environment

The statistic scored a green traffic light for institutional environment. There were sufficient quality and risk management processes in place, protections for confidentiality and archiving processes. Staff were trained in data collation and, in most cases, for the statistical purpose of the administrative records. Methods for acknowledging and correcting errors in publically released data were in place in most situations.

Relevance

The statistic scored a green traffic light for relevance. All key information identified in the description of the statistic was available. In most cases, the critical spatial level identified for the statistic, Local Government Area, was not available. The critical disaggregations identified for the statistic were generally present. In some cases the critical disaggregation English Language Proficiency was not available.

Timeliness

The statistic scored a green traffic light for timeliness. The duration between collection and release of data was generally timely and users were able to access the release of new data when expected. In some cases, the release of data for the statistic did not meet the critical frequency.

Accuracy

The statistic scored an amber traffic light for accuracy. Most of the target population was sufficiently represented for the statistic, and there were either no known under or overcounts or under or overrepresentation in the statistic or they were managed. Sufficient measures were mostly in place to adjust for missing values or non-response. Sampling error was represented for survey data, in most cases, for individual figures. The accuracy varied for some information collected within administrative datasets.

Coherence

The statistic scored a green traffic light for coherence. Most information for the statistic was able to be compared over time with minimal changes to collection procedures and population and characteristic definitions remaining mostly consistent. Most information compiled from multiple sources was coherent and external sources were available for data confrontation.

Interpretability

The statistic scored a green traffic light for interpretability. Information to help users to understand the data and descriptions of conceptual limitations of the data were available. Users were able to access additional support if needed. Data quality statements were not available in some cases.

Accessibility

The statistic scored a green traffic light for accessibility. The key information, including visualisations such as graphs or maps, was publicly available and users could access data in a machine readable format, Excel and other formats such as html and pdf. The key information was accessible for free with some customised data available at a cost.

Areas for Improvement

- The critical spatial level identified for the statistic, Local Government Area, was not available in most cases.
- In some cases, the release of data for the statistic did not meet the critical frequency.
- Data quality statements were not available in some cases.