











ESSENTIAL STATISTICAL ASSETS FOR AUSTRALIA

ESA – 357 HOUSING AFFORDABILITY

Summary of Quality Assessment Results							
Overall ESA Assessment	Institutional Environment	Relevance	Timeliness	Accuracy	Coherence	Interpretability	Accessibility
 Amber	 Green	 Green	 Red	 Green	 Green	 Green	 Green

List of Contributing Datasets and Custodians
<ul style="list-style-type: none"> Residential Property Sales Dataset/Valuers General Datasets (ABS and State/Territory Valuers General Depts.) Survey of Income and Housing (ABS)

ESA Elements					
Pillar	Dimension	Description	Critical Frequency	Critical Spatial	Critical Disaggregation
Economy	Household Economic Wellbeing; Housing; Inflation	Includes statistics on value of residential properties for purchase and rent, and ability of householders to meet these costs.	Quarterly	National, State/Territory, Local Government Area, Remoteness	Age, Sex, Income, Income Source, Household Composition, Lifecycle Group, Tenure Type, Dwelling Structure, Number of Bedrooms

Overall ESA Assessment

The quality of ESA – 357 Housing Affordability was assessed as an amber traffic light for the purpose of ESA. The overall quality of this statistic was reasonable, but lacked in some areas for the quality indicators selected and there was a need identified for some investment to improve the quality. This statistic quality assessment was based on quality information about the contributing datasets. Data custodians can be contacted for further information about the quality of the datasets which contributed to the statistic.

For more detailed quality information about each dimension, see over page





ESA – 357 HOUSING AFFORDABILITY

Institutional Environment

The statistic scored a green traffic light for institutional environment. There were sufficient quality and risk management processes in place, protections for confidentiality and archiving processes. Staff were trained in data collation and, in most cases, the statistical purpose of the administrative records.

Relevance

The statistic scored a green traffic light for relevance. Most key information identified in the description of the statistic was available; information about the value of residential property for purchase and rent was not always available. Most critical disaggregations identified for the statistic were present; however in some cases the critical disaggregation, Number of Bedrooms, was not available. The critical spatial level, Local Government Area, was not available for some information.

Timeliness

The statistic scored a red traffic light for timeliness. Although users were generally able to access the release of new data when expected, there were some delays. The critical frequency for the statistic was not always met and the duration between collection and release of data was not timely.

Accuracy

The statistic scored a green traffic light for accuracy. Most of the target population was represented sufficiently, and there were either no known under or overcounts or under or overrepresentation in the statistic or they were managed. There were sufficient measures in place to adjust for missing values and non-response. The accuracy varied for some information collected within the administrative dataset. Sampling error was represented for survey data, for individual figures.

Coherence

The statistic scored a green traffic light for coherence. Information for the statistic was able to be compared over time with minimal changes to collection procedures and population and characteristic definitions remaining consistent. External sources were available for data confrontation. There was some variation between data compiled from multiple administrative sources.

Interpretability

The statistic scored a green traffic light for interpretability. Data quality statements, information to help users to understand the data and descriptions of conceptual limitations of the data were available. Users were able to access additional support if needed.

Accessibility

The statistic scored a green traffic light for accessibility. Most key information, including visualisations such as graphs or maps, was publicly available and users could access all data in Excel and other formats such as html. Some data was available to users in a machine readable format. The key information was accessible for free with customised data and microdata available at a cost.

Areas for Improvement

- The critical spatial level, Local Government Area, was not available for some information.
- The critical frequency for the statistic was not always met.
- The duration between collection and release of data was not timely.
- There was some variation between data compiled from multiple administrative sources.

