

Agricultural Survey

Victoria – Year ended 30 June 2007

In correspondence, please quote this number ▼

Australian Business Number

Purpose of Collection

The purpose of this collection is to measure agricultural activity throughout Australia and provide information regarding agriculture's contribution to national production.

Collection Authority

The information asked for is collected under the authority of the *Census and Statistics Act 1905*. Your co-operation is sought in completing and returning this form by the due date. The Act provides me with the power, if needed, to direct you to provide the information sought.

Confidentiality

Your completed form remains confidential to the Australian Bureau of Statistics (ABS). Statistics will only be published in the form of aggregated data. Personal or financial statistics will not be released in such detail as to identify any individual but some very detailed commodity statistics could relate to data of a single holding. Respondents who can show that their holding may be identified in the detailed commodity statistics published by the ABS can apply to the ABS to further aggregate the data to avoid such identification.

Due Date

Please complete this form and return it in the reply paid envelope to the Australian Bureau of Statistics by
or within 14 days of receipt.

Brian Pink
Australian Statistician

Person we should contact if any queries arise regarding this form

| | |
|------------|--|
| First Name | |
|------------|--|

| | |
|-----------|--|
| Last Name | |
|-----------|--|


| | |
|-----------|--|
| Signature | |
|-----------|--|

| | | | | | | | |
|------------------|--|--|--|--|--|--|--|
| Telephone Number | | | | | | | |
|------------------|--|--|--|--|--|--|--|

| | | | | | | | |
|---------------|--|--|--|--|--|--|--|
| Mobile Number | | | | | | | |
|---------------|--|--|--|--|--|--|--|

| | | | | | | | |
|------------------|--|--|--|--|--|--|--|
| Facsimile Number | | | | | | | |
|------------------|--|--|--|--|--|--|--|

| | | | | | | | |
|------|--|--|--|--|--|--|--|
| Date | | | | | | | |
|------|--|--|--|--|--|--|--|



Help available

Telephone: **1800 647 011**
 Facsimile: **1300 303 813**
 Write to: Australian Bureau of Statistics
 Reply Paid 76746
 Sydney NSW 2000
 In person: CGU Tower
 485 La Trobe Street
 Melbourne Vic.



Office use only

5 Are there any errors with this business's name and mailing address on the front of the form?

No Go to Question 6

Yes Show any corrections here

Legal name

Property name (if any)

Trading name

Mailing address ...
 Postcode

6 Where is this business's main agricultural property located?

Note

- Please provide the actual location address, not a post-box or road-side mail box.
- Please report in every applicable line.
- If more than one property operated, show location of main property.

Property name

Road/Street number

Road/Street name ...

Suburb, rural locality or town

Shire

State Postcode

Agricultural land sale and leases

7a Did you sell, lease out or otherwise vacate any agricultural land anywhere in Australia between 1 July 2006 and 30 June 2007?

No Go to Question 8

Yes

7b Land vacated between 1 July 2006 and 30 June 2007

Note

- Please report part hectares.
- To convert acres to hectares, divide acres by 2.47.
- If space is insufficient, please attach a list.

Date vacated / /

Area vacated (Hectares) , , .

Cereal and other crops

10a Did you undertake any cropping activity during the year ended 30 June 2007?

Including

- Crops sharefarmed on land owned or leased by you

Excluding

- Vegetables for seed and human consumption, fruit and grapevines
- Crops **sharefarmed** on someone else's land

No Go to Question **11a**

Yes

10b Cereal crops harvested, fed off or failed between 1 July 2006 and 30 June 2007

Note

- **Complete failure** of any crop should be noted by '0' in the Total production column, **but the area of the crops that failed should still be shown** according to the original intention of the grower. Areas of wheat, oats, etc., resown after germination failure should be included only once.
- Where two separate crops have been grown on the same area at different times during the year, include the area sown against each crop.

| | Area sown for 2006/2007 crop Hectares | Total production for 2006/2007 Tonnes |
|---|---|---|
| Cereal crops for grain or seed | | |
| Wheat for grain | <input type="text" value="0"/> , <input type="text" value="0"/> | <input type="text" value="0"/> , <input type="text" value="0"/> |
| Oats for grain | <input type="text" value="0"/> , <input type="text" value="0"/> | <input type="text" value="0"/> , <input type="text" value="0"/> |
| Barley for grain | <input type="text" value="0"/> , <input type="text" value="0"/> | <input type="text" value="0"/> , <input type="text" value="0"/> |
| Sorghum for grain (2007 harvest) | <input type="text" value="0"/> , <input type="text" value="0"/> | <input type="text" value="0"/> , <input type="text" value="0"/> |
| Maize for grain (2007 harvest) | <input type="text" value="0"/> , <input type="text" value="0"/> | <input type="text" value="0"/> , <input type="text" value="0"/> |
| Rice for grain (2007 harvest) | <input type="text" value="0"/> , <input type="text" value="0"/> | <input type="text" value="0"/> , <input type="text" value="0"/> |
| Triticale for grain | <input type="text" value="0"/> , <input type="text" value="0"/> | <input type="text" value="0"/> , <input type="text" value="0"/> |
| All other cereals for grain or seed | <input type="text" value="0"/> , <input type="text" value="0"/> | |
| Cereal crops not for grain or seed | | |
| All cereals for all other purposes (e.g. for silage or fed off) | <input type="text" value="0"/> , <input type="text" value="0"/> | |

10c Other crops harvested, fed off or failed between 1 July 2006 and 30 June 2007

Abbreviations

- t = tonnes.
- kg = kilograms.

| | Area sown for 2006/2007 crop Hectares | Total production for 2006/2007 |
|--|---|-----------------------------------|
| Canola | , . 0 | , . 0 t |
| Chickpeas | , . 0 | , . 0 t |
| Field beans – Faba beans (including tick, horse and broad) | , . 0 | , . 0 t |
| – Mung beans | , . 0 | , . 0 t |
| – Other field beans | , . 0 | , . 0 t |
| Field peas for grain or seed | , . 0 | , . 0 t |
| Hops | , . 0 | , , . 0 kg |
| Lentils | , . 0 | , . 0 t |
| Lupins for grain or seed | , . 0 | , . 0 t |
| Peppermint | , . 0 | , , . 0 kg |
| Safflower | , . 0 | , . 0 t |
| Soybeans | , . 0 | , . 0 t |
| Sunflower | , . 0 | , . 0 t |
| Tobacco | , . 0 | , , . 0 kg |
| Vetches for seed | , . 0 | , , . 0 kg |
| All other crops (excluding vegetables for seed and human consumption, fruit and grapevines) ... | , . 0 | |

14c Vegetables for sale for human consumption
 (- continued)

| | Area sown | | Total production | |
|--|----------------------|----------------|----------------------|----|
| Lettuce, head – outdoor | <input type="text"/> | ha | <input type="text"/> | t |
| – undercover | <input type="text"/> | m ² | <input type="text"/> | kg |
| Lettuce, looseleaf, butterhead, coloured fancy | <input type="text"/> | ha | <input type="text"/> | t |
| – outdoor | <input type="text"/> | ha | <input type="text"/> | t |
| – undercover | <input type="text"/> | m ² | <input type="text"/> | kg |
| Melons – rock and cantaloupe | <input type="text"/> | ha | <input type="text"/> | t |
| – honeydews | <input type="text"/> | ha | <input type="text"/> | t |
| – watermelons | <input type="text"/> | ha | <input type="text"/> | t |
| – other melons | <input type="text"/> | ha | <input type="text"/> | t |
| Mushrooms | <input type="text"/> | m ² | <input type="text"/> | kg |
| Onions – brown | <input type="text"/> | ha | <input type="text"/> | t |
| – red | <input type="text"/> | ha | <input type="text"/> | t |
| – white | <input type="text"/> | ha | <input type="text"/> | t |
| Parsnips | <input type="text"/> | ha | <input type="text"/> | t |
| Peas, green – processing (shelled weight) | <input type="text"/> | ha | <input type="text"/> | kg |
| – fresh market (pod weight) | <input type="text"/> | ha | <input type="text"/> | kg |
| Potatoes – processing | <input type="text"/> | ha | <input type="text"/> | t |
| – fresh market | <input type="text"/> | ha | <input type="text"/> | t |
| Pumpkins (including butternut) | <input type="text"/> | ha | <input type="text"/> | t |
| Radish (red and white) | <input type="text"/> | ha | <input type="text"/> | kg |
| Silver beet and spinach | <input type="text"/> | ha | <input type="text"/> | kg |
| Snow peas and sugarsnap peas | <input type="text"/> | ha | <input type="text"/> | kg |
| Spring onions, shallots and bunching onions | <input type="text"/> | ha | <input type="text"/> | kg |
| Swedes and turnips | <input type="text"/> | ha | <input type="text"/> | t |
| Sweet corn – processing | <input type="text"/> | ha | <input type="text"/> | t |
| – fresh market | <input type="text"/> | ha | <input type="text"/> | t |
| Sweet potatoes | <input type="text"/> | ha | <input type="text"/> | t |
| Tomatoes, processing | <input type="text"/> | ha | <input type="text"/> | t |
| Tomatoes, fresh market – outdoor | <input type="text"/> | ha | <input type="text"/> | t |
| – undercover | <input type="text"/> | m ² | <input type="text"/> | kg |
| Zucchini and button squash | <input type="text"/> | ha | <input type="text"/> | kg |

Other **outdoor** vegetables (please specify most significant, in BLOCK letters)


ha

Other **undercover** vegetables (please specify most significant, in BLOCK letters)

m²

Fruit trees, nut trees, plantation fruit or berry fruit

15a Did you have any orchard fruit trees, nut trees, plantation fruit or berry fruit during the year ended 30 June 2007?

No  Go to Question **16a**

Yes

15b Orchard fruit and nuts intended for sale – grown between 1 July 2006 and 30 June 2007

Note

- **Complete failure** of any crop should be noted by '0' in the Total production column.
- Show production in terms of fresh weight.
- Where harvest is not yet complete, please estimate expected production.

Including

- Sales to processors

| | Trees under 6 years Number | Trees 6 years and over Number | Total production Kilograms | |
|------------------------------|----------------------------------|-------------------------------------|-------------------------------|----------------------|
| Citrus fruit | | | | |
| Oranges – Navel | <input type="text"/> | <input type="text"/> | <input type="text"/> | <input type="text"/> |
| – Valencia | <input type="text"/> | <input type="text"/> | <input type="text"/> | <input type="text"/> |
| – Other | <input type="text"/> | <input type="text"/> | <input type="text"/> | <input type="text"/> |
| Lemons | <input type="text"/> | <input type="text"/> | <input type="text"/> | <input type="text"/> |
| Limes | <input type="text"/> | <input type="text"/> | <input type="text"/> | <input type="text"/> |
| Mandarins | <input type="text"/> | <input type="text"/> | <input type="text"/> | <input type="text"/> |
| Grapefruit | <input type="text"/> | <input type="text"/> | <input type="text"/> | <input type="text"/> |
| All other citrus fruit | <input type="text"/> | <input type="text"/> | <input type="text"/> | <input type="text"/> |
| Stone fruit | | | | |
| Apricots | <input type="text"/> | <input type="text"/> | <input type="text"/> | <input type="text"/> |
| Cherries | <input type="text"/> | <input type="text"/> | <input type="text"/> | <input type="text"/> |
| Nectarines | <input type="text"/> | <input type="text"/> | <input type="text"/> | <input type="text"/> |
| Olives | <input type="text"/> | <input type="text"/> | <input type="text"/> | <input type="text"/> |
| Peaches – processing..... | <input type="text"/> | <input type="text"/> | <input type="text"/> | <input type="text"/> |
| – fresh market | <input type="text"/> | <input type="text"/> | <input type="text"/> | <input type="text"/> |
| Plums | <input type="text"/> | <input type="text"/> | <input type="text"/> | <input type="text"/> |
| Prunes | <input type="text"/> | <input type="text"/> | <input type="text"/> | <input type="text"/> |
| All other stone fruit | <input type="text"/> | <input type="text"/> | <input type="text"/> | <input type="text"/> |
| Pome fruit | | | | |
| Apples | <input type="text"/> | <input type="text"/> | <input type="text"/> | <input type="text"/> |
| Nashi | <input type="text"/> | <input type="text"/> | <input type="text"/> | <input type="text"/> |
| Pears | <input type="text"/> | <input type="text"/> | <input type="text"/> | <input type="text"/> |
| All other pome fruit | <input type="text"/> | <input type="text"/> | <input type="text"/> | <input type="text"/> |

15b Orchard fruit and nuts intended for sale
(- continued)

| | Trees under 6 years Number | Trees 6 years and over Number | Total production Kilograms |
|--------------------------------|----------------------------------|-------------------------------------|-------------------------------|
| Nuts | | | |
| Almonds (kernel weight) | <input type="text"/> | <input type="text"/> | <input type="text"/> |
| All other nuts | <input type="text"/> | <input type="text"/> | |
| Other orchard fruit | | | |
| Avocados | <input type="text"/> | <input type="text"/> | <input type="text"/> |
| All other orchard fruit | <input type="text"/> | <input type="text"/> | |

15c Total area of orchard fruit trees and nut trees at 30 June 2007

Note
• Where trees are not grown in a defined orchard area, please estimate area.

Excluding
• Grapes, plantation fruit and berry fruit

Hectares

15d Berry fruit intended for sale – grown between 1 July 2006 and 30 June 2007

| | Area not yet bearing Hectares | Area of bearing age Hectares | Total production Kilograms |
|----------------------|-------------------------------------|------------------------------------|-------------------------------|
| Blackcurrants | <input type="text"/> | <input type="text"/> | <input type="text"/> |
| Blueberries | <input type="text"/> | <input type="text"/> | <input type="text"/> |
| Raspberries | <input type="text"/> | <input type="text"/> | <input type="text"/> |
| Strawberries | <input type="text"/> | <input type="text"/> | <input type="text"/> |
| Other berries | <input type="text"/> | <input type="text"/> | <input type="text"/> |

15e Other fruit intended for sale – grown between 1 July 2006 and 30 June 2007

Note
• Alternative reporting of area: If you prefer, attach a list showing for both bearing and non-bearing area, the number and metres of rows, and metres spacing between rows.

• t = tonnes.
• kg = kilograms.

Including
• Sales to processors

Excluding
• Grapes

| | Area not yet bearing Hectares | Area of bearing age Hectares | Total production |
|--|-------------------------------------|------------------------------------|----------------------|
| Kiwifruit... .. | <input type="text"/> | <input type="text"/> | <input type="text"/> |
| All other fruit (excluding grapes) ... | <input type="text"/> | <input type="text"/> | <input type="text"/> |

kg

Ownership and agistment of livestock

Including

- All livestock, regardless of ownership, present on the holding at 30 June 2007 (including those agisted on this holding)
- All livestock which belong on this holding but were temporarily absent on stock routes or in transit at 30 June 2007

Excluding

- Stock belonging to the holding, but temporarily on another holding at 30 June 2007

Dairy cattle

16a Did you keep or sell dairy cattle or sell cows milk in the year ended 30 June 2007?

Excluding

- Stock owned by you and sharefarmed on someone else's land

No Go to Question 17a

Yes

16b Number of dairy cattle on holding at 30 June 2007

Excluding

- Dairy cattle intended for beef production (include in Question 17c)

Cows, in milk and dry

Other dairy cattle (bulls, heifers, calves)

Total dairy cattle

16c Disposals of dairy cattle from this holding between 1 July 2006 and 30 June 2007

Including

- Backgrounded dairy cattle held on contract

Excluding

- Calves/steers sold for veal or beef production (include in Question 17d)

(i) Dairy breed bulls, 1 year or over, sold for breeding

(ii) All other dairy cattle and calves

– owned by you

– owned by others

Meat cattle

17a Did you keep or sell meat cattle in the year ended 30 June 2007?

No Go to Question 18a

Yes

17b Did you operate a feedlot in the year ended 30 June 2007?

Note

- Cattle feedlots refer to intensive farming of beef cattle for fattening/production.

Excluding

- Cattle on the business's holding receiving supplementary feeding solely due to poor season conditions

No

Yes

17c Number of meat cattle on holding at 30 June 2007

Beef breed bulls and bull calves intended for breeding

Other calves

Cows and heifers, 1 year and over

Other meat cattle, 1 year and over (steers, bullocks etc.) ...

Total meat cattle

17d Disposals of meat cattle from this holding between 1 July 2006 and 30 June 2007

(i) Beef breed bulls, 1 year or over, sold for breeding ...

(ii) All other meat cattle and calves

– Grassfed cattle

– owned by you ...

– owned by others ...

– Feedlot cattle

– owned by you ...

– owned by others ...

Sheep

18a Did you keep or sell sheep in the year ended 30 June 2007?

No Go to Question 19a
Yes

18b Number of sheep on holding at 30 June 2007

Lambs, under 1 year (include only marked lambs)

Breeding ewes, 1 year or over (including maiden ewes intended for breeding)

All other sheep (including rams, wethers, hoggets and non-breeding ewes)

Total sheep

18c Lambing between 1 July 2006 and 30 June 2007

Lambs marked

Ewes mated to produce above lambs

18d Ewes that are expected to lamb between 1 July 2007 and 30 June 2008

To Merino rams

To short wool/meat breed rams

To other rams

18e Sales of sheep from this holding between 1 July 2006 and 30 June 2007

Lambs, under 1 year

All other sheep (including rams, wethers, hoggets and non-breeding ewes)

Pigs

19a Did you keep or sell pigs in the year ended 30 June 2007?

No Go to Question 20a
Yes

19b Number of pigs on holding at 30 June 2007

Including

- Pigs held on this holding on contract for others

Excluding

- Pigs owned by this holding but held elsewhere

Breeding boars

Breeding sows (from first mating)

Gilts intended for breeding

All other pigs (including suckers, weaners, growers, and finishers, etc.)

Total pigs

19c Sales of pigs owned by this holding between 1 July 2006 and 30 June 2007

Including

- Sales of all pigs (including culled breeding stock) owned by this holding, regardless of where held

Excluding

- Disposal of pigs grown on contract for others

All pigs and piglets

Poultry and eggs

20a Did you keep or sell poultry or produce eggs during the year ended 30 June 2007?

Excluding
• Poultry kept solely for own domestic use

No Go to Question **21a**

Yes

20b Live poultry

Excluding
• Sales of processed poultry (include in Question 20c)

| | Number on holding at 30 June 2007 | Number of live birds disposed of during year ended 30 June 2007 |
|--|---|--|
| Layers | | |
| Hens for egg production for human consumption (including hens in moult) | <input style="width: 100%; height: 20px;" type="text"/> | <input style="width: 100%; height: 20px;" type="text"/> |
| Replacement stock | <input style="width: 100%; height: 20px;" type="text"/> | <input style="width: 100%; height: 20px;" type="text"/> |
| Day old chicks sold | <input style="width: 100%; height: 20px;" type="text"/> | <input style="width: 100%; height: 20px;" type="text"/> |
| Breeding stock | <input style="width: 100%; height: 20px;" type="text"/> | <input style="width: 100%; height: 20px;" type="text"/> |
| Meat chickens | | |
| Chickens grown on contract | <input style="width: 100%; height: 20px;" type="text"/> | <input style="width: 100%; height: 20px;" type="text"/> |
| Chickens grown on own account | <input style="width: 100%; height: 20px;" type="text"/> | <input style="width: 100%; height: 20px;" type="text"/> |
| Day old chicks sold | <input style="width: 100%; height: 20px;" type="text"/> | <input style="width: 100%; height: 20px;" type="text"/> |
| Breeding stock | <input style="width: 100%; height: 20px;" type="text"/> | <input style="width: 100%; height: 20px;" type="text"/> |
| Ducks | <input style="width: 100%; height: 20px;" type="text"/> | <input style="width: 100%; height: 20px;" type="text"/> |
| Turkeys | <input style="width: 100%; height: 20px;" type="text"/> | <input style="width: 100%; height: 20px;" type="text"/> |
| All other poultry | <input style="width: 100%; height: 20px;" type="text"/> | <input style="width: 100%; height: 20px;" type="text"/> |

20c Processed poultry sold between 1 July 2006 and 30 June 2007

| | Number sold |
|------------------------------------|---|
| Reared on this holding | <input style="width: 100%; height: 20px;" type="text"/> |
| Other processed poultry sold | <input style="width: 100%; height: 20px;" type="text"/> |

Dozens

20d Hen egg production for human consumption between 1 July 2006 and 30 June 2007

Other livestock

21a Did you keep or sell horses or other livestock in the year ended 30 June 2007?

Including

- Deer, goats, camels, alpacas, domesticated buffaloes, emus, ostriches etc.

No  Go to Question **22a**

Yes

21b Number of other livestock on holding at 30 June 2007


| | |
|---|----------------------|
| Horses – stud | <input type="text"/> |
| – other (including stock horses) | <input type="text"/> |
| Deer | <input type="text"/> |
| Goats (excluding unmanaged feral goats) | <input type="text"/> |
| All other livestock..... | <input type="text"/> |

21c Sales of other livestock from this holding between 1 July 2006 and 30 June 2007

| | |
|----------------------------|----------------------|
| Horses | <input type="text"/> |
| Deer | <input type="text"/> |
| Goats – domesticated | <input type="text"/> |
| – unmanaged feral | <input type="text"/> |
| All other livestock..... | <input type="text"/> |

Water use

22a Did you use water for agricultural production between 1 July 2006 and 30 June 2007?

No  Go to Question **23a**

Yes

22b Water used for agricultural production on your holding

Note

- Where any area of pasture or crop was watered more than once during the season, show this area only once.
- Where two or more crops have been grown on the same area during the year, the area watered should be shown for each crop.
- To convert acres to hectares, divide acres by 2.47.
- To convert gallons to litres, multiply gallons by 4.55.
- 1 megalitre = 1,000 kilolitres.
- 1 megalitre = 1.23 acre feet.

Complete both columns

Area watered
Hectares

Volume applied
Megalitres
(estimate if unknown)

Pasture

– for grazing dairy cattle

| | |
|-------------------------|-----------------------------|
| Area watered (Hectares) | Volume applied (Megalitres) |
|-------------------------|-----------------------------|

– for grazing meat cattle

| | |
|-------------------------|-----------------------------|
| Area watered (Hectares) | Volume applied (Megalitres) |
|-------------------------|-----------------------------|

– for grazing other livestock (e.g. sheep)

| | |
|-------------------------|-----------------------------|
| Area watered (Hectares) | Volume applied (Megalitres) |
|-------------------------|-----------------------------|

– harvested for hay (including lucerne), silage or seed

| | |
|-------------------------|-----------------------------|
| Area watered (Hectares) | Volume applied (Megalitres) |
|-------------------------|-----------------------------|

Cereal crops

– harvested for grain or seed (e.g. wheat, oats, maize)

| | |
|-------------------------|-----------------------------|
| Area watered (Hectares) | Volume applied (Megalitres) |
|-------------------------|-----------------------------|

– cut for hay (including wheat, oats and forage sorghum) or for grazing or fed off

| | |
|-------------------------|-----------------------------|
| Area watered (Hectares) | Volume applied (Megalitres) |
|-------------------------|-----------------------------|

– rice

| | |
|-------------------------|-----------------------------|
| Area watered (Hectares) | Volume applied (Megalitres) |
|-------------------------|-----------------------------|

Other crops

– other broadacre crops (e.g. canola, field beans, lupins, sunflowers)

| | |
|-------------------------|-----------------------------|
| Area watered (Hectares) | Volume applied (Megalitres) |
|-------------------------|-----------------------------|

Fruit trees, nut trees, plantation or berry fruits (excluding grapevines)

| | |
|-------------------------|-----------------------------|
| Area watered (Hectares) | Volume applied (Megalitres) |
|-------------------------|-----------------------------|

Vegetables for human consumption or seed

| | |
|-------------------------|-----------------------------|
| Area watered (Hectares) | Volume applied (Megalitres) |
|-------------------------|-----------------------------|

Nurseries, cut flowers or cultivated turf

| | |
|-------------------------|-----------------------------|
| Area watered (Hectares) | Volume applied (Megalitres) |
|-------------------------|-----------------------------|

Grapevines

| | |
|-------------------------|-----------------------------|
| Area watered (Hectares) | Volume applied (Megalitres) |
|-------------------------|-----------------------------|

Other crops (please specify in BLOCK letters)

| | |
|-------------------------|-----------------------------|
| Area watered (Hectares) | Volume applied (Megalitres) |
|-------------------------|-----------------------------|

| | |
|-------------------------|-----------------------------|
| Area watered (Hectares) | Volume applied (Megalitres) |
|-------------------------|-----------------------------|

Other water used for agricultural production

(e.g. stock drinking water, dairy or piggery cleaning) (please specify in BLOCK letters)

| | |
|-------------------------|-----------------------------|
| Area watered (Hectares) | Volume applied (Megalitres) |
|-------------------------|-----------------------------|

| |
|-----------------------------|
| Volume applied (Megalitres) |
|-----------------------------|

22e Which of the following changes to your irrigation or watering practices did you make or intend to make on your holding?

Changes between 1 July 2006 and 30 June 2007

Intend to make after 30 June 2007

Tick all that apply

Tick all that apply

- Reduced the area under irrigation
- Increased the area under irrigation...
- Adopted more efficient irrigation techniques
- Adopted more efficient irrigation scheduling
- Purchased extra water
- Sold water
- Installed piping and/or covered open channels to reduce water loss
- Laser levelled areas to improve water management
- Introduced reused or recycled water
- Increased on-farm water storage capacity
- Installed soil moisture sensors
- Other changes (please specify in BLOCK letters)

- Did not change irrigation practices

22f What are the significant barriers to changing your irrigation or watering practices?

Tick all that apply

- Inadequate water quality
- Uncertainty of water allocation.....
- Lack of financial resources
- Lack of time
- Insufficient or inadequate information
- Doubts about likely success
- Age or poor health
- Inadequate water availability
- Other barriers (please specify in BLOCK letters)

- No barriers

Irrigation expenditure, sales and assets

23a Did you have any expenditure or sales relating to irrigation activity or equipment between 1 July 2006 and 30 June 2007?

| | |
|---|---|
| <p>Including</p> <ul style="list-style-type: none"> • Irrigation set-up costs • Consultancy expenses | <p>Excluding</p> <ul style="list-style-type: none"> • Interest expenses • Depreciation |
|---|---|

No Go to Question **23d**

Yes

23b What was your irrigation expenditure (current or capital) between 1 July 2006 and 30 June 2007?

| | Total costs Dollars | Total volume purchased Megalitres |
|--|------------------------|---|
| Water licence charges (including application charges, administration fees and brokerage) | \$, , .00 | |
| Annual irrigation water volumetric/usage charges (excluding purchases of extra water) | \$, , .00 | |
| Purchases of extra water on a temporary basis | \$, , .00 | , .0 |
| Purchases of extra water on a permanent basis | \$, , .00 | , .0 |
| Purchase of irrigation equipment (e.g. pumps, pipes, sprinklers, etc.) | \$, , .00 | |
| Capital construction of earthworks and structures for irrigation purposes (e.g. dams, levee banks, bores, channels, etc.) | \$, , .00 | |
| Other irrigation operating expenses (e.g. pump running expenses, fuel, electricity, repairs, maintenance) | \$, , .00 | |
| Total irrigation expenditure | \$, , .00 | |

23c What were your receipts from the sales of water or irrigation equipment between 1 July 2006 and 30 June 2007?

| |
|--|
| <p>Excluding</p> <ul style="list-style-type: none"> • Sales of irrigated produce |
|--|

| | Total sales Dollars | Total volume sold Megalitres |
|--|------------------------|---------------------------------|
| Sales of water on a temporary basis | \$, , .00 | , .0 |
| Sales of water on a permanent basis | \$, , .00 | , .0 |
| Sales of used irrigation equipment | \$, , .00 | |
| | | Total value Dollars |

23d What was the total value of all the irrigation equipment and infrastructure on your holding at 30 June 2007? \$, , .00

Business farming activities

24 Does this business intend to operate an agricultural property in the future?

No

Yes

Don't know

25 Does this business own land that it leases to another business for agricultural activity?

No

Yes

Sharefarming activities

26 Did this business sharefarm on someone else's land between 1 July 2006 and 30 June 2007?

No Go to Question 27

Yes Show details below

Area sharefarmed (hectares) ... , .

Name of land owner ...

ABN of land owner (if known)

Telephone number of land owner

Comments and time taken

27 Please provide comments

– on any reporting problems or information unrelated to specific data you have supplied on this form (Please use BLOCK letters)

– on data you have supplied or any unusual circumstances which affected your agricultural activity in 2006-07 (e.g. drought, flood, fires, hailstorms, etc.) (Please use BLOCK letters)

– on any questions which caused problems or suggested improvements to this form (Please use BLOCK letters)

28 Please provide an estimate of the time taken to complete this form

Including

- The time actually spent reading the instructions, working on the questions and obtaining the information
- The time spent by all employees in collecting and providing this information

hrs mins

Thank you for completing this form