











ESSENTIAL STATISTICAL ASSETS FOR AUSTRALIA

ESA – 890 MORTALITY AND LIFE EXPECTANCY STATISTICS

Summary of Quality Assessment Results							
Overall ESA Assessment	Institutional Environment	Relevance	Timeliness	Accuracy	Coherence	Interpretability	Accessibility
 Green	 Green	 Green	 Green	 Amber	 Green	 Green	 Green

List of Contributing Datasets and Custodians	
<ul style="list-style-type: none"> • Births (ABS and State/Territory RBDMs) • Causes of Death (ABS and State/Territory RBDMs) • Deaths (ABS and State/Territory RBDMs) 	<ul style="list-style-type: none"> • National Coronial Information System (Vic DoJ) • National Mortality Database (AIHW)

ESA Elements					
Pillar	Dimension	Description	Critical Frequency	Critical Spatial	Critical Disaggregation
Society	Demography; Health	Includes statistics such as perinatal and infant mortality, causes of death information, coronial information, death rates and derived life expectancy estimates.	Annually	National, State/ Territory, Greater Capital City Statistical Area, Local Government Area, SA4, SA3, SA2	Age, Sex, Indigenous Status, Country of Birth

Overall ESA Assessment

The quality of ESA – 890 Mortality and Life Expectancy Statistics was assessed as a green traffic light for the purposes of ESA. The overall quality of this statistic met an acceptable standard for the quality indicators selected and the appropriate quality practices and processes were in place. This statistic quality assessment was based on quality information about the contributing datasets. Data custodians can be contacted for further information about the quality of the datasets which contributed to the statistic.

For more detailed quality information about each dimension, see over page





ESA – 890 MORTALITY AND LIFE EXPECTANCY STATISTICS

Institutional Environment

The statistic scored a green traffic light for institutional environment. There were sufficient quality and risk management processes in place, protections for confidentiality and archiving processes. Staff were trained in data collation and the statistical purpose of the administrative records.

Relevance

The statistic scored a green traffic light for relevance. All key information identified in the description of the statistic was available. The critical spatial levels and critical disaggregations identified for the statistic were also available. Indigenous Status was not always collected from family or next of kin using standard question wording.

Timeliness

The statistic scored a green traffic light for timeliness. The critical frequency for the statistic was met and in most cases users were able to access the release of new data when expected. The duration between collection and release of data for the statistic was not always timely.

Accuracy

The statistic scored an amber traffic light for accuracy. Known under or overcounts or under or overrepresentation were managed in most cases and there was some adjustment for missing values and non-response. Some of the target population was not represented sufficiently for the statistic, as there were inconsistencies in recording of deaths, due to varying jurisdictional legislation. The accuracy varied for some information collected within the datasets in some cases.

Coherence

The statistic scored a green traffic light for coherence. External sources were available for data confrontation. Most information for the statistic was able to be compared over time as population and characteristic definitions remained consistent overall, however there were some changes to collection procedures over time. Information compiled from multiple administrative sources was mostly coherent.

Interpretability

The statistic scored a green traffic light for interpretability. Data quality statements, information to help users to understand the data and descriptions of conceptual limitations of the data were available. Users were able to access additional support if needed.

Accessibility

The statistic scored a green traffic light for accessibility. The key information, including visualisations such as graphs or maps, was publicly available, or available on request, and users could access data in Excel and other formats such as html. Most data was also available in a machine readable format. The key information was accessible for free with customised data available at a cost.

Areas for Improvement

- Indigenous Status was not always collected from family or next of kin using standard question wording.
- The duration between collection and release of data for the statistic was not always timely.
- Some of the target population was not represented sufficiently for the statistic, as there were inconsistencies in recording of deaths, due to varying jurisdictional legislation.

