











## ESSENTIAL STATISTICAL ASSETS FOR AUSTRALIA

# ESA – 927 MOTOR VEHICLE STATISTICS

### Summary of Quality Assessment Results

Overall ESA Assessment	Institutional Environment	Relevance	Timeliness	Accuracy	Coherence	Interpretability	Accessibility
 Green	 Green	 Green	 Green	 Green	 Green	 Green	 Green

### List of Contributing Datasets and Custodians

- Motor Vehicle Census (ABS)
- New Motor Vehicle Sales (ABS)
- Survey of Motor Vehicle Use (ABS)

### ESA Elements

Pillar	Dimension	Description	Critical Frequency	Critical Spatial	Critical Disaggregation
Economy; Society	National Income; Transport	Includes statistics encompassing the number of vehicle sales; vehicles registered and available for use; and statistical information detailing usage.	Annually	National, State/Territory, SA4	Vehicle Type

### Overall ESA Assessment

The quality of ESA – 927 Motor Vehicle Statistics was assessed as a green traffic light for the purposes of ESA. The overall quality of this statistic met an acceptable standard for the quality indicators selected and the appropriate quality practices and processes were in place. This statistic quality assessment was based on quality information about the contributing datasets. Data custodians can be contacted for further information about the quality of the datasets which contributed to the statistic.

*For more detailed quality information about each dimension, see over page*



# ESA – 927 MOTOR VEHICLE SALES

### Institutional Environment

The statistic scored a green traffic light for institutional environment. There were sufficient quality and risk management processes in place, protections for confidentiality and archiving processes. Staff were trained in data collation. Training on the statistical purpose of the administrative records was lacking in some areas.

### Relevance

The statistic scored a green traffic light for relevance. Most of the key information in the description of the statistic was available, however for information about the number of vehicle sales, specifically used car sales, was lacking. The critical disaggregation identified for the statistic was available. The critical spatial level identified for the statistic, Statistical Area 4 (SA4), was not available but could be concurred from postcode information in some situations or information was also available about capital cities in other cases.

### Timeliness

The statistic scored a green traffic light for timeliness. The duration between collection and release of data was timely and users were able to access the release of new data when expected. The release of data for the statistic did not meet the critical frequency in some cases.

### Accuracy

The statistic scored a green traffic light for accuracy. There were either no known under or overcounts or under or overrepresentation in the statistic, or they were managed. There were sufficient measures in place to adjust for missing values and non-response. Sampling error was represented for survey data, for individual figures. The accuracy varied for some information collected within administrative datasets. Some of the target population was not sufficiently represented for the statistic, such as the use of unregistered vehicles, and sales of used vehicles and motorcycles.

### Coherence

The statistic scored a green traffic light for coherence. Information for the statistic was able to be compared over time with minimal changes to collection procedures and population and characteristic definitions remaining consistent. External sources were available for data confrontation. Information compiled from multiple sources was mostly coherent.

### Interpretability

The statistic scored a green traffic light for interpretability. Data quality statements, information to help users to understand the data and descriptions of conceptual limitations of the data were available. Users were able to access additional support if needed.

### Accessibility

The statistic scored a green traffic light for accessibility. The key information, including visualisations such as graphs or maps, was publicly available and users could access data in Excel and other formats such as html. Some data was available to users in a machine readable format. The key information was accessible for free with customised data available at a cost.

### Areas for Improvement

- Key information in the description of the statistic was available from the contributing datasets; however information about number of used car sales was lacking.
- The release of data for the statistic did not meet the critical frequency in some cases.
- Some of the target population was not sufficiently represented for the statistic, such as unregistered and used vehicles and motorcycles.