

Agricultural Survey

Australian Capital Territory – Year ended 30 June 2007

In correspondence, please quote this number ▼

Australian Business Number

Purpose of Collection

The purpose of this collection is to measure agricultural activity throughout Australia and provide information regarding agriculture's contribution to national production.

Collection Authority

The information asked for is collected under the authority of the *Census and Statistics Act 1905*. Your co-operation is sought in completing and returning this form by the due date. The Act provides me with the power, if needed, to direct you to provide the information sought.

Confidentiality


Your completed form remains confidential to the Australian Bureau of Statistics (ABS). Statistics will only be published in the form of aggregated data. Personal or financial statistics will not be released in such detail as to identify any individual but some very detailed commodity statistics could relate to data of a single holding. Respondents who can show that their holding may be identified in the detailed commodity statistics published by the ABS can apply to the ABS to further aggregate the data to avoid such identification.

Due Date

Please complete this form and return it in the reply paid envelope to the Australian Bureau of Statistics by

or within 14 days of receipt.

Brian Pink
Australian Statistician



Help available

Telephone: **1800 647 011**
 Facsimile: **1300 303 813**
 Write to: Australian
 Bureau of Statistics
 Reply Paid 76746
 Sydney NSW 2000
 In person: 33-35 Ainslie Avenue
 Canberra City, ACT


Office use only

Person we should contact if any queries arise regarding this form

First Name	
------------	--

Telephone Number									
------------------	--	--	--	--	--	--	--	--	--

Last Name	
-----------	--

Mobile Number									
---------------	--	--	--	--	--	--	--	--	--

Signature	
-----------	--

Facsimile Number									
------------------	--	--	--	--	--	--	--	--	--

Date		/		/					
------	--	---	--	---	--	--	--	--	--

5 Are there any errors with this business's name and mailing address on the front of the form?

No Go to Question 6

Yes Show any corrections here

Legal name

Property name (if any)

Trading name

Mailing address ...

Postcode

6 Where is this business's main agricultural property located?

Note

- Please provide the actual location address, not a post-box or road-side mail box.
- Please report in every applicable line.
- If more than one property operated, show location of main property.

Property name

Road/Street number

Road/Street name ...

Suburb, rural locality or town

Shire

State Postcode

Agricultural land sale and leases

7a Did you sell, lease out or otherwise vacate any agricultural land anywhere in Australia between 1 July 2006 and 30 June 2007?

No Go to Question 8

Yes

7b Land vacated between 1 July 2006 and 30 June 2007

Note

- Please report part hectares.
- To convert acres to hectares, divide acres by 2.47.
- If space is insufficient, please attach a list.

Date vacated / /

Area vacated (Hectares) , , .

Area of holding

8 Area of holding at 30 June 2007

Note

- Please report part hectares.
- To convert acres to hectares, divide acres by 2.47.

Including

- All land (including non-arable land) occupied or maintained by you (whoever the owner may be)
- All land worked for you by **sharefarmers**
- All road permits

Excluding

- All land leased or rented by you to other persons
- Land operated elsewhere by you under a **sharefarming** agreement

Hectares

Land both owned and operated by you , .

Crown land leased to you , .

Other land leased or rented to you , .

Other (please specify in BLOCK letters)

..... , .

Total area of holding , .

Hay and silage

9a Did you produce or sell any hay or silage during the year ended 30 June 2007?

No Go to Question 10a

Yes

9b Production of hay between 1 July 2006 and 30 June 2007

Note

- If cut for hay more than once, include area once only, but show total production.

Pasture, cereal and other crops cut for hay Hectares Total production Tonnes

9c Hay sold between 1 July 2006 and 30 June 2007 Tonnes

9d Silage made between 1 July 2006 and 30 June 2007 Tonnes

Cereal and other crops


10a Did you undertake any cropping activity during the year ended 30 June 2007?

Including

- Crops sharefarmed on land owned or leased by you

Excluding

- Vegetables for seed and human consumption, fruit and grapevines
- Crops **sharefarmed** on someone else's land

No  Go to Question **11a**

Yes

10b Cereal crops harvested, fed off or failed between 1 July 2006 and 30 June 2007

Note

- **Complete failure** of any crop should be noted by '0' in the Total production column, **but the area of the crops that failed should still be shown** according to the original intention of the grower. Areas of wheat, oats, etc., resown after germination failure should be included only once.
- Where two separate crops have been grown on the same area at different times during the year, include the area sown against each crop.

	Area sown for 2006/2007 crop Hectares	Total production for 2006/2007 Tonnes
Cereal crops for grain or seed		
Wheat for grain	<input type="text" value="0"/> , <input type="text" value="0"/>	<input type="text" value="0"/> , <input type="text" value="0"/>
Oats for grain	<input type="text" value="0"/> , <input type="text" value="0"/>	<input type="text" value="0"/> , <input type="text" value="0"/>
Barley for grain	<input type="text" value="0"/> , <input type="text" value="0"/>	<input type="text" value="0"/> , <input type="text" value="0"/>
Sorghum for grain (2007 harvest)	<input type="text" value="0"/> , <input type="text" value="0"/>	<input type="text" value="0"/> , <input type="text" value="0"/>
Maize for grain (2007 harvest)	<input type="text" value="0"/> , <input type="text" value="0"/>	<input type="text" value="0"/> , <input type="text" value="0"/>
Rice for grain (2007 harvest)	<input type="text" value="0"/> , <input type="text" value="0"/>	<input type="text" value="0"/> , <input type="text" value="0"/>
Triticale for grain	<input type="text" value="0"/> , <input type="text" value="0"/>	<input type="text" value="0"/> , <input type="text" value="0"/>
All other cereals for grain or seed	<input type="text" value="0"/> , <input type="text" value="0"/>	
Cereal crops not for grain or seed		
All cereals for all other purposes (e.g. for silage or fed off)	<input type="text" value="0"/> , <input type="text" value="0"/>	

**10c Other crops harvested, fed off or failed between
1 July 2006 and 30 June 2007**

Abbreviations

- t = tonnes.
- kg = kilograms.

	Area sown for 2006/2007 crop Hectares	Total production for 2006/2007 Tonnes
Canola	[Bar chart] . 0	[Bar chart] . 0
Chickpeas	[Bar chart] . 0	[Bar chart] . 0
Field beans – Faba beans (including tick, horse and broad)	[Bar chart] . 0	[Bar chart] . 0
– Mung beans	[Bar chart] . 0	[Bar chart] . 0
– Other field beans	[Bar chart] . 0	[Bar chart] . 0
Field peas for grain or seed	[Bar chart] . 0	[Bar chart] . 0
Lentils	[Bar chart] . 0	[Bar chart] . 0
Lupins for grain or seed	[Bar chart] . 0	[Bar chart] . 0
Safflower	[Bar chart] . 0	[Bar chart] . 0
Soybeans	[Bar chart] . 0	[Bar chart] . 0
Sunflower	[Bar chart] . 0	[Bar chart] . 0
All other crops (excluding vegetables for seed and human consumption, fruit and grapevines) ...	[Bar chart] . 0	[Bar chart] . 0

Nurseries, cut flowers or cultivated turf

11a Did you grow (or grow-on) any nursery produce, cut flowers or cultivated turf between 1 July 2006 and 30 June 2007?

No Go to Question **12a**

Yes

11b Total area of nurseries, cut flowers or cultivated turf

- Note*
- 10,000 square metres = 1 hectare.
 - ha = hectares.
 - m² = square metres.
 - Undercover includes the use of greenhouses (including hydroponics), cold frames, cloth houses and lath houses to grow produce.

- Including*
- All areas used for propagation

Nurseries		
undercover ...	<input type="text"/>	• <input type="text"/> m ²
outdoor	<input type="text"/>	• <input type="text"/> ha
Cut flowers		
undercover ...	<input type="text"/>	• <input type="text"/> m ²
outdoor	<input type="text"/>	• <input type="text"/> ha
Cultivated turf	<input type="text"/>	• <input type="text"/> ha

Grapevines

12a Did you have any grapevines at 30 June 2007?

- Excluding*
- Grapes grown for home use

No Go to Question **13a**

Yes

12b Total area of grapevines used for wine production

		Hectares
Area not yet bearing ...	<input type="text"/>	• <input type="text"/>
Area of bearing age ...	<input type="text"/>	• <input type="text"/>

12c Total area of grapevines for table, drying and/or other use

		Hectares
Area not yet bearing ...	<input type="text"/>	• <input type="text"/>
Area of bearing age ...	<input type="text"/>	• <input type="text"/>

Vegetables for seed

13a Did you plant any vegetables for seed between 1 July 2006 and 30 June 2007?

- Note*
- Complete failure of any crop should be noted with '0' in the Seed production column, but the area of the crops that failed should still be shown.

- Including*
- Seed retained on farm for own use

No Go to Question **14a**

Yes

13b Potatoes for seed

Area sown	Seed production
Hectares	Tonnes
<input type="text"/>	<input type="text"/>

13c All other vegetables for seed

Area sown	Seed production
Hectares	Kilograms
<input type="text"/>	<input type="text"/>

Vegetables for sale for human consumption

14a Did you harvest any vegetables for sale for human consumption or have any vegetable crop failures between 1 July 2006 and 30 June 2007?

No Go to Question **15a**

Yes

14b Of the vegetable production income what proportion was from:

- Note*
- Undercover includes the use of greenhouses (including hydroponics), cold frames, cloth houses and lath houses to grow produce.

Undercover vegetable production ...	<input type="text"/>	%
Outdoor vegetable production	<input type="text"/>	%
Total vegetable production income	<input type="text"/>	%

14c Vegetables for sale for human consumption between 1 July 2006 and 30 June 2007

Note

- **Complete failure** of any crop should be noted by '0' in the Total production column, **but the area of the crops that failed should still be shown.**
- Where two or more crops of vegetables have been grown on the same area during the year, the area should be shown for each crop.
- Where harvest is not yet complete or actual production weight unknown, please estimate production.
- ha = hectares.
- 10,000 square metres = 1 hectare.
- m² = square metres.
- t = tonnes.
- kg = kilograms.
- 1,000 kilograms = 1 tonne.

Including

- The area of vegetables that failed completely, or were not harvested for other reasons

	Area sown	Total production
Artichokes, globe	[][][][] • [] ha	[][][][][][][] • [0] kg
Asian vegetables (including chicory, Chinese cabbage, bok choy, wong bok etc.)	[][][][] • [] ha	[][][][][][][] • [0] kg
Asparagus	[][][][] • [] ha	[][][][] • [0] t
Beans, butter – processing and fresh market.....	[][][][] • [] ha	[][][][][][][] • [0] kg
Beans, french and runner– processing	[][][][] • [] ha	[][][][][][][] • [0] kg
	[][][][] • [] ha	[][][][][][][] • [0] kg
Beetroot	[][][][] • [] ha	[][][][] • [0] t
Broccoli	[][][][] • [] ha	[][][][][][][] • [0] kg
Brussels sprouts	[][][][] • [] ha	[][][][][][][] • [0] kg
Cabbages	[][][][] • [] ha	[][][][] • [0] t
Capsicums (excluding chillies) – outdoor	[][][][] • [] ha	[][][][][][][] • [0] kg
	– undercover [][][][] • [] m ²	[][][][][][][] • [0] kg
Carrots	[][][][] • [] ha	[][][][] • [0] t
Cauliflowers	[][][][] • [] ha	[][][][] • [0] t
Celery	[][][][] • [] ha	[][][][][][][] • [0] kg
Chillies (excluding capsicums).....	[][][][] • [] ha	[][][][][][][] • [0] kg
Cucumber – outdoor	[][][][] • [] ha	[][][][][][][] • [0] kg
	– undercover [][][][] • [] m ²	[][][][][][][] • [0] kg
Eggplant.....	[][][][] • [] ha	[][][][][][][] • [0] kg
Fennel, bulb (Finocchio).....	[][][][] • [] ha	[][][][][][][] • [0] kg
Garlic.....	[][][][] • [] ha	[][][][][][][] • [0] kg
Ginger	[][][][] • [] ha	[][][][][][][] • [0] kg
Herbs – parsley.....	[][][][] • [] ha	[][][][][][][] • [0] kg
	– other herbs (e.g. basil, coriander, etc.)	[][][][] • [] ha
Leeks.....	[][][][] • [] ha	[][][][][][][] • [0] kg

14c Vegetables for sale for human consumption
(- continued)

Area sown

Total production

Lettuce, head – outdoor	ha	t
– undercover	m ²	kg
Lettuce, looseleaf, butterhead, coloured fancy	ha	t
– outdoor	ha	t
– undercover	m ²	kg
Melons – rock and cantaloupe	ha	t
– honeydews	ha	t
– watermelons	ha	t
– other melons	ha	t
Mushrooms	m ²	kg
Onions – brown	ha	t
– red	ha	t
– white	ha	t
Parsnips	ha	t
Peas, green – processing (shelled weight)	ha	kg
– fresh market (pod weight)	ha	kg
Potatoes – processing	ha	t
– fresh market	ha	t
Pumpkins (including butternut)	ha	t
Radish (red and white)	ha	kg
Silver beet and spinach	ha	kg
Snow peas and sugarsnap peas	ha	kg
Spring onions, shallots and bunching onions	ha	kg
Swedes and turnips	ha	t
Sweet corn – processing	ha	t
– fresh market	ha	t
Sweet potatoes	ha	t
Tomatoes, processing	ha	t
Tomatoes, fresh market – outdoor	ha	t
– undercover	m ²	kg
Zucchini and button squash	ha	kg

Other outdoor vegetables (please specify most significant, in BLOCK letters)

ha

Other undercover vegetables (please specify most significant, in BLOCK letters)

m²

Fruit trees, nut trees, plantation fruit or berry fruit

15a Did you have any orchard fruit trees, nut trees, plantation fruit or berry fruit during the year ended 30 June 2007?

No Go to Question **16a**

Yes

15b Orchard fruit and nuts intended for sale – grown between 1 July 2006 and 30 June 2007

Note

- **Complete failure** of any crop should be noted by '0' in the Total production column.
- Show production in terms of fresh weight.
- Where harvest is not yet complete, please estimate expected production.

Including

- Sales to processors

	Trees under 6 years Number	Trees 6 years and over Number	Total production Kilograms	
Citrus fruit				
Oranges – Navel	<input type="text"/>	<input type="text"/>	<input type="text"/>	<input type="text"/>
– Valencia	<input type="text"/>	<input type="text"/>	<input type="text"/>	<input type="text"/>
– Other	<input type="text"/>	<input type="text"/>	<input type="text"/>	<input type="text"/>
Lemons	<input type="text"/>	<input type="text"/>	<input type="text"/>	<input type="text"/>
Limes	<input type="text"/>	<input type="text"/>	<input type="text"/>	<input type="text"/>
Mandarins	<input type="text"/>	<input type="text"/>	<input type="text"/>	<input type="text"/>
Grapefruit	<input type="text"/>	<input type="text"/>	<input type="text"/>	<input type="text"/>
All other citrus fruit	<input type="text"/>	<input type="text"/>	<input type="text"/>	<input type="text"/>
Stone fruit				
Apricots	<input type="text"/>	<input type="text"/>	<input type="text"/>	<input type="text"/>
Cherries	<input type="text"/>	<input type="text"/>	<input type="text"/>	<input type="text"/>
Nectarines	<input type="text"/>	<input type="text"/>	<input type="text"/>	<input type="text"/>
Olives	<input type="text"/>	<input type="text"/>	<input type="text"/>	<input type="text"/>
Peaches – processing.....	<input type="text"/>	<input type="text"/>	<input type="text"/>	<input type="text"/>
– fresh market	<input type="text"/>	<input type="text"/>	<input type="text"/>	<input type="text"/>
Plums	<input type="text"/>	<input type="text"/>	<input type="text"/>	<input type="text"/>
Prunes	<input type="text"/>	<input type="text"/>	<input type="text"/>	<input type="text"/>
All other stone fruit	<input type="text"/>	<input type="text"/>	<input type="text"/>	<input type="text"/>
Pome fruit				
Apples	<input type="text"/>	<input type="text"/>	<input type="text"/>	<input type="text"/>
Nashi	<input type="text"/>	<input type="text"/>	<input type="text"/>	<input type="text"/>
Pears	<input type="text"/>	<input type="text"/>	<input type="text"/>	<input type="text"/>
All other pome fruit	<input type="text"/>	<input type="text"/>	<input type="text"/>	<input type="text"/>

15b Orchard fruit and nuts intended for sale
(- continued)

	Trees under 6 years Number	Trees 6 years and over Number	Total production Kilograms
Nuts			
Almonds (kernel weight)	<input type="text"/>	<input type="text"/>	<input type="text"/>
Macadamias	<input type="text"/>	<input type="text"/>	<input type="text"/>
Pecans	<input type="text"/>	<input type="text"/>	<input type="text"/>
All other nuts	<input type="text"/>	<input type="text"/>	
Other orchard fruit			
Avocados	<input type="text"/>	<input type="text"/>	<input type="text"/>
Mangoes... ..	<input type="text"/>	<input type="text"/>	<input type="text"/>
All other orchard fruit	<input type="text"/>	<input type="text"/>	

15c Total area of orchard fruit trees and nut trees at 30 June 2007

Note
• Where trees are not grown in a defined orchard area, please estimate area.

Excluding
• Grapes, plantation fruit and berry fruit

Hectares

15d Berry fruit intended for sale – grown between 1 July 2006 and 30 June 2007

	Area not yet bearing Hectares	Area of bearing age Hectares	Total production Kilograms
Blueberries	<input type="text"/>	<input type="text"/>	<input type="text"/>
Raspberries	<input type="text"/>	<input type="text"/>	<input type="text"/>
Strawberries	<input type="text"/>	<input type="text"/>	<input type="text"/>
Other berries	<input type="text"/>	<input type="text"/>	<input type="text"/>

15e Other fruit intended for sale – grown between 1 July 2006 and 30 June 2007

Note
• Alternative reporting of area: If you prefer, attach a list showing for both bearing and non-bearing area, the number and metres of rows, and metres spacing between rows.

• t = tonnes.
• kg = kilograms.

Including
• Sales to processors

Excluding
• Grapes

	Area not yet bearing Hectares	Area of bearing age Hectares	Total production
Bananas	<input type="text"/>	<input type="text"/>	<input type="text"/> t
Kiwifruit... ..	<input type="text"/>	<input type="text"/>	<input type="text"/> kg
Papaws/Papaya... ..	<input type="text"/>	<input type="text"/>	<input type="text"/> kg
Pineapples	<input type="text"/>	<input type="text"/>	<input type="text"/> t
All other fruit (excluding grapes) ...	<input type="text"/>	<input type="text"/>	

Ownership and agistment of livestock

Including

- All livestock, regardless of ownership, present on the holding at 30 June 2007 (including those agisted on this holding)
- All livestock which belong on this holding but were temporarily absent on stock routes or in transit at 30 June 2007

Excluding

- Stock belonging to the holding, but temporarily on another holding at 30 June 2007

Dairy cattle

16a Did you keep or sell dairy cattle or sell cows milk in the year ended 30 June 2007?

Excluding

- Stock owned by you and sharefarmed on someone else's land

No Go to Question 17a

Yes

16b Number of dairy cattle on holding at 30 June 2007

Excluding

- Dairy cattle intended for beef production (include in Question 17c)

Cows, in milk and dry ...

Other dairy cattle (bulls, heifers, calves) ...

Total dairy cattle ...

16c Disposals of dairy cattle from this holding between 1 July 2006 and 30 June 2007

Including

- Backgrounded dairy cattle held on contract

Excluding

- Calves/steers sold for veal or beef production (include in Question 17d)

(i) Dairy breed bulls, 1 year or over, sold for breeding

(ii) All other dairy cattle and calves
 – owned by you ...

– owned by others ...

Meat cattle

17a Did you keep or sell meat cattle in the year ended 30 June 2007?

No Go to Question 18a

Yes

17b Did you operate a feedlot in the year ended 30 June 2007?

Note

- Cattle feedlots refer to intensive farming of beef cattle for fattening/production.

Excluding

- Cattle on the business's holding receiving supplementary feeding solely due to poor season conditions

No

Yes

17c Number of meat cattle on holding at 30 June 2007

Beef breed bulls and bull calves intended for breeding

Other calves ...

Cows and heifers, 1 year and over ...

Other meat cattle, 1 year and over (steers, bullocks etc.) ...

Total meat cattle ...

17d Disposals of meat cattle from this holding between 1 July 2006 and 30 June 2007

(i) Beef breed bulls, 1 year or over, sold for breeding ...

(ii) All other meat cattle and calves
 – Grassfed cattle
 – owned by you ...

– owned by others ...

– Feedlot cattle
 – owned by you ...

– owned by others ...

Sheep

18a Did you keep or sell sheep in the year ended 30 June 2007?

No Go to Question 19a

Yes

18b Number of sheep on holding at 30 June 2007

Lambs, under 1 year (include only **marked** lambs)

Breeding ewes, 1 year or over (including maiden ewes intended for breeding)

All other sheep (including rams, wethers, hoggets and non-breeding ewes)

Total sheep

18c Lambing between 1 July 2006 and 30 June 2007

Lambs marked

Ewes mated to produce above lambs

18d Ewes that are expected to lamb between 1 July 2007 and 30 June 2008

To Merino rams

To short wool/meat breed rams

To other rams

18e Sales of sheep from this holding between 1 July 2006 and 30 June 2007

Lambs, under 1 year

All other sheep (including rams, wethers, hoggets and non-breeding ewes)

Poultry and eggs

19a Did you keep or sell poultry or produce eggs during the year ended 30 June 2007?

Excluding
• Poultry kept solely for own domestic use

No Go to Question **20a**

Yes

19b Live poultry

Excluding
• Sales of processed poultry (include in Question 19c)

	Number on holding at 30 June 2007	Number of live birds disposed of during year ended 30 June 2007
Layers		
Hens for egg production for human consumption (including hens in moult)	<input style="width: 100%;" type="text"/>	<input style="width: 100%;" type="text"/>
Replacement stock	<input style="width: 100%;" type="text"/>	<input style="width: 100%;" type="text"/>
Day old chicks sold		<input style="width: 100%;" type="text"/>
Breeding stock	<input style="width: 100%;" type="text"/>	<input style="width: 100%;" type="text"/>
Meat chickens		
Chickens grown on contract	<input style="width: 100%;" type="text"/>	<input style="width: 100%;" type="text"/>
Chickens grown on own account	<input style="width: 100%;" type="text"/>	<input style="width: 100%;" type="text"/>
Day old chicks sold		<input style="width: 100%;" type="text"/>
Breeding stock	<input style="width: 100%;" type="text"/>	<input style="width: 100%;" type="text"/>
Ducks	<input style="width: 100%;" type="text"/>	<input style="width: 100%;" type="text"/>
Turkeys	<input style="width: 100%;" type="text"/>	<input style="width: 100%;" type="text"/>
All other poultry	<input style="width: 100%;" type="text"/>	<input style="width: 100%;" type="text"/>

19c Processed poultry sold between 1 July 2006 and 30 June 2007

	Number sold
Reared on this holding	<input style="width: 100%;" type="text"/>
Other processed poultry sold	<input style="width: 100%;" type="text"/>

Dozens

19d Hen egg production for human consumption between 1 July 2006 and 30 June 2007

Other livestock

20a Did you keep or sell horses or other livestock in the year ended 30 June 2007?

Including

- Deer, goats, camels, alpacas, domesticated buffaloes, emus, ostriches etc.

No  Go to Question **21a**

Yes

20b Number of other livestock on holding at 30 June 2007


Horses – stud	<input type="text"/>
– other (including stock horses)	<input type="text"/>
Deer	<input type="text"/>
Goats (excluding unmanaged feral goats)	<input type="text"/>
All other livestock.....	<input type="text"/>

20c Sales of other livestock from this holding between 1 July 2006 and 30 June 2007

Horses	<input type="text"/>
Deer	<input type="text"/>
Goats – domesticated	<input type="text"/>
– unmanaged feral	<input type="text"/>
All other livestock.....	<input type="text"/>

Water use

21a Did you use water for agricultural production between 1 July 2006 and 30 June 2007?

No  Go to Question **22a**

Yes

21b Water used for agricultural production on your holding

Note

- Where any area of pasture or crop was watered more than once during the season, show this area only once.
- Where two or more crops have been grown on the same area during the year, the area watered should be shown for each crop.
- To convert acres to hectares, divide acres by 2.47.
- To convert gallons to litres, multiply gallons by 4.55.
- 1 megalitre = 1,000 kilolitres.
- 1 megalitre = 1.23 acre feet.

Complete both columns

	Area watered Hectares	Volume applied Megalitres (estimate if unknown)
Pasture		
– for grazing dairy cattle	<input type="text"/>	<input type="text"/>
– for grazing meat cattle	<input type="text"/>	<input type="text"/>
– for grazing other livestock (e.g. sheep)	<input type="text"/>	<input type="text"/>
– harvested for hay (including lucerne), silage or seed	<input type="text"/>	<input type="text"/>
Cereal crops		
– harvested for grain or seed (e.g. wheat, oats, maize)	<input type="text"/>	<input type="text"/>
– cut for hay (including wheat, oats and forage sorghum) or for grazing or fed off	<input type="text"/>	<input type="text"/>
– rice	<input type="text"/>	<input type="text"/>
Other crops		
– other broadacre crops (e.g. canola, field beans, lupins, sunflowers)	<input type="text"/>	<input type="text"/>
Fruit trees, nut trees, plantation or berry fruits (excluding grapevines)	<input type="text"/>	<input type="text"/>
Vegetables for human consumption or seed	<input type="text"/>	<input type="text"/>
Nurseries, cut flowers or cultivated turf	<input type="text"/>	<input type="text"/>
Grapevines	<input type="text"/>	<input type="text"/>
Other crops (please specify in BLOCK letters)		
<input type="text"/>	<input type="text"/>	<input type="text"/>
Other water used for agricultural production (e.g. stock drinking water, dairy cleaning) (please specify in BLOCK letters)		
<input type="text"/>	<input type="text"/>	<input type="text"/>

21c What were the sources of the water used for agricultural production on your holding between 1 July 2006 and 30 June 2007?

Note

- 1 megalitre = 1,000 kilolitres.
- 1 megalitre = 1.23 acre feet.
- To convert gallons to litres, multiply gallons by 4.55.
- Please report part megalitres.

	Tick all that apply	Total volume Megalitres (estimate if unknown)												
Water supplied by government or private irrigation schemes (excluding re-use schemes)	<input type="checkbox"/>	<table style="display: inline-table; width: 80px; border-bottom: 1px solid black;"><tr><td style="width: 10px; border-right: 1px solid black;"> </td><td style="width: 10px; border-right: 1px solid black;"> </td><td style="width: 10px; border-right: 1px solid black;"> </td><td style="width: 10px; border-right: 1px solid black;"> </td><td style="width: 10px; border-right: 1px solid black;"> </td><td style="width: 10px; border-right: 1px solid black;"> </td><td style="width: 10px; border-right: 1px solid black;"> </td><td style="width: 10px; border-right: 1px solid black;"> </td><td style="width: 10px; border-right: 1px solid black;"> </td><td style="width: 10px; border-right: 1px solid black;"> </td><td style="width: 10px; border-right: 1px solid black;"> </td><td style="width: 10px; border-right: 1px solid black;"> </td></tr></table> . <input style="width: 20px;" type="text"/>												
Town or country reticulated mains supply	<input type="checkbox"/>	<table style="display: inline-table; width: 80px; border-bottom: 1px solid black;"><tr><td style="width: 10px; border-right: 1px solid black;"> </td><td style="width: 10px; border-right: 1px solid black;"> </td><td style="width: 10px; border-right: 1px solid black;"> </td><td style="width: 10px; border-right: 1px solid black;"> </td><td style="width: 10px; border-right: 1px solid black;"> </td><td style="width: 10px; border-right: 1px solid black;"> </td><td style="width: 10px; border-right: 1px solid black;"> </td><td style="width: 10px; border-right: 1px solid black;"> </td><td style="width: 10px; border-right: 1px solid black;"> </td><td style="width: 10px; border-right: 1px solid black;"> </td><td style="width: 10px; border-right: 1px solid black;"> </td><td style="width: 10px; border-right: 1px solid black;"> </td></tr></table> . <input style="width: 20px;" type="text"/>												
Surface water taken from dams, rivers, lakes, etc. (excluding water from government or private irrigation schemes)	<input type="checkbox"/>	<table style="display: inline-table; width: 80px; border-bottom: 1px solid black;"><tr><td style="width: 10px; border-right: 1px solid black;"> </td><td style="width: 10px; border-right: 1px solid black;"> </td><td style="width: 10px; border-right: 1px solid black;"> </td><td style="width: 10px; border-right: 1px solid black;"> </td><td style="width: 10px; border-right: 1px solid black;"> </td><td style="width: 10px; border-right: 1px solid black;"> </td><td style="width: 10px; border-right: 1px solid black;"> </td><td style="width: 10px; border-right: 1px solid black;"> </td><td style="width: 10px; border-right: 1px solid black;"> </td><td style="width: 10px; border-right: 1px solid black;"> </td><td style="width: 10px; border-right: 1px solid black;"> </td><td style="width: 10px; border-right: 1px solid black;"> </td></tr></table> . <input style="width: 20px;" type="text"/>												
Groundwater (e.g. bores, springs, wells)	<input type="checkbox"/>	<table style="display: inline-table; width: 80px; border-bottom: 1px solid black;"><tr><td style="width: 10px; border-right: 1px solid black;"> </td><td style="width: 10px; border-right: 1px solid black;"> </td><td style="width: 10px; border-right: 1px solid black;"> </td><td style="width: 10px; border-right: 1px solid black;"> </td><td style="width: 10px; border-right: 1px solid black;"> </td><td style="width: 10px; border-right: 1px solid black;"> </td><td style="width: 10px; border-right: 1px solid black;"> </td><td style="width: 10px; border-right: 1px solid black;"> </td><td style="width: 10px; border-right: 1px solid black;"> </td><td style="width: 10px; border-right: 1px solid black;"> </td><td style="width: 10px; border-right: 1px solid black;"> </td><td style="width: 10px; border-right: 1px solid black;"> </td></tr></table> . <input style="width: 20px;" type="text"/>												
Recycled/re-used water from off-farm sources (e.g. re-use schemes, mines, etc)	<input type="checkbox"/>	<table style="display: inline-table; width: 80px; border-bottom: 1px solid black;"><tr><td style="width: 10px; border-right: 1px solid black;"> </td><td style="width: 10px; border-right: 1px solid black;"> </td><td style="width: 10px; border-right: 1px solid black;"> </td><td style="width: 10px; border-right: 1px solid black;"> </td><td style="width: 10px; border-right: 1px solid black;"> </td><td style="width: 10px; border-right: 1px solid black;"> </td><td style="width: 10px; border-right: 1px solid black;"> </td><td style="width: 10px; border-right: 1px solid black;"> </td><td style="width: 10px; border-right: 1px solid black;"> </td><td style="width: 10px; border-right: 1px solid black;"> </td><td style="width: 10px; border-right: 1px solid black;"> </td><td style="width: 10px; border-right: 1px solid black;"> </td></tr></table> . <input style="width: 20px;" type="text"/>												
Other sources (please specify in BLOCK letters)	<input type="checkbox"/>	<table style="display: inline-table; width: 80px; border-bottom: 1px solid black;"><tr><td style="width: 10px; border-right: 1px solid black;"> </td><td style="width: 10px; border-right: 1px solid black;"> </td><td style="width: 10px; border-right: 1px solid black;"> </td><td style="width: 10px; border-right: 1px solid black;"> </td><td style="width: 10px; border-right: 1px solid black;"> </td><td style="width: 10px; border-right: 1px solid black;"> </td><td style="width: 10px; border-right: 1px solid black;"> </td><td style="width: 10px; border-right: 1px solid black;"> </td><td style="width: 10px; border-right: 1px solid black;"> </td><td style="width: 10px; border-right: 1px solid black;"> </td><td style="width: 10px; border-right: 1px solid black;"> </td><td style="width: 10px; border-right: 1px solid black;"> </td></tr></table> . <input style="width: 20px;" type="text"/>												

21d What irrigation or watering method(s) were used on your crops or pastures between 1 July 2006 and 30 June 2007?

Note

- Please report part hectares.
- Where an area was watered by more than one method, show area under each method.
- To convert acres to hectares, divide acres by 2.47.

	Area watered Hectares												
Surface (e.g. furrow, flood, basin, border check)	<table style="display: inline-table; width: 80px; border-bottom: 1px solid black;"><tr><td style="width: 10px; border-right: 1px solid black;"> </td><td style="width: 10px; border-right: 1px solid black;"> </td><td style="width: 10px; border-right: 1px solid black;"> </td><td style="width: 10px; border-right: 1px solid black;"> </td><td style="width: 10px; border-right: 1px solid black;"> </td><td style="width: 10px; border-right: 1px solid black;"> </td><td style="width: 10px; border-right: 1px solid black;"> </td><td style="width: 10px; border-right: 1px solid black;"> </td><td style="width: 10px; border-right: 1px solid black;"> </td><td style="width: 10px; border-right: 1px solid black;"> </td><td style="width: 10px; border-right: 1px solid black;"> </td><td style="width: 10px; border-right: 1px solid black;"> </td></tr></table> . <input style="width: 20px;" type="text"/>												
Drip or trickle irrigation:													
– Above ground	<table style="display: inline-table; width: 80px; border-bottom: 1px solid black;"><tr><td style="width: 10px; border-right: 1px solid black;"> </td><td style="width: 10px; border-right: 1px solid black;"> </td><td style="width: 10px; border-right: 1px solid black;"> </td><td style="width: 10px; border-right: 1px solid black;"> </td><td style="width: 10px; border-right: 1px solid black;"> </td><td style="width: 10px; border-right: 1px solid black;"> </td><td style="width: 10px; border-right: 1px solid black;"> </td><td style="width: 10px; border-right: 1px solid black;"> </td><td style="width: 10px; border-right: 1px solid black;"> </td><td style="width: 10px; border-right: 1px solid black;"> </td><td style="width: 10px; border-right: 1px solid black;"> </td><td style="width: 10px; border-right: 1px solid black;"> </td></tr></table> . <input style="width: 20px;" type="text"/>												
– Subsurface	<table style="display: inline-table; width: 80px; border-bottom: 1px solid black;"><tr><td style="width: 10px; border-right: 1px solid black;"> </td><td style="width: 10px; border-right: 1px solid black;"> </td><td style="width: 10px; border-right: 1px solid black;"> </td><td style="width: 10px; border-right: 1px solid black;"> </td><td style="width: 10px; border-right: 1px solid black;"> </td><td style="width: 10px; border-right: 1px solid black;"> </td><td style="width: 10px; border-right: 1px solid black;"> </td><td style="width: 10px; border-right: 1px solid black;"> </td><td style="width: 10px; border-right: 1px solid black;"> </td><td style="width: 10px; border-right: 1px solid black;"> </td><td style="width: 10px; border-right: 1px solid black;"> </td><td style="width: 10px; border-right: 1px solid black;"> </td></tr></table> . <input style="width: 20px;" type="text"/>												
Sprinkler irrigation:													
– Microspray (including microsprinkler)	<table style="display: inline-table; width: 80px; border-bottom: 1px solid black;"><tr><td style="width: 10px; border-right: 1px solid black;"> </td><td style="width: 10px; border-right: 1px solid black;"> </td><td style="width: 10px; border-right: 1px solid black;"> </td><td style="width: 10px; border-right: 1px solid black;"> </td><td style="width: 10px; border-right: 1px solid black;"> </td><td style="width: 10px; border-right: 1px solid black;"> </td><td style="width: 10px; border-right: 1px solid black;"> </td><td style="width: 10px; border-right: 1px solid black;"> </td><td style="width: 10px; border-right: 1px solid black;"> </td><td style="width: 10px; border-right: 1px solid black;"> </td><td style="width: 10px; border-right: 1px solid black;"> </td><td style="width: 10px; border-right: 1px solid black;"> </td></tr></table> . <input style="width: 20px;" type="text"/>												
– Portable irrigators (e.g. handshift, end-tow lateral, side roll)	<table style="display: inline-table; width: 80px; border-bottom: 1px solid black;"><tr><td style="width: 10px; border-right: 1px solid black;"> </td><td style="width: 10px; border-right: 1px solid black;"> </td><td style="width: 10px; border-right: 1px solid black;"> </td><td style="width: 10px; border-right: 1px solid black;"> </td><td style="width: 10px; border-right: 1px solid black;"> </td><td style="width: 10px; border-right: 1px solid black;"> </td><td style="width: 10px; border-right: 1px solid black;"> </td><td style="width: 10px; border-right: 1px solid black;"> </td><td style="width: 10px; border-right: 1px solid black;"> </td><td style="width: 10px; border-right: 1px solid black;"> </td><td style="width: 10px; border-right: 1px solid black;"> </td><td style="width: 10px; border-right: 1px solid black;"> </td></tr></table> . <input style="width: 20px;" type="text"/>												
– Hose irrigators (e.g. travelling gun, rotating boom, travelling boom)	<table style="display: inline-table; width: 80px; border-bottom: 1px solid black;"><tr><td style="width: 10px; border-right: 1px solid black;"> </td><td style="width: 10px; border-right: 1px solid black;"> </td><td style="width: 10px; border-right: 1px solid black;"> </td><td style="width: 10px; border-right: 1px solid black;"> </td><td style="width: 10px; border-right: 1px solid black;"> </td><td style="width: 10px; border-right: 1px solid black;"> </td><td style="width: 10px; border-right: 1px solid black;"> </td><td style="width: 10px; border-right: 1px solid black;"> </td><td style="width: 10px; border-right: 1px solid black;"> </td><td style="width: 10px; border-right: 1px solid black;"> </td><td style="width: 10px; border-right: 1px solid black;"> </td><td style="width: 10px; border-right: 1px solid black;"> </td></tr></table> . <input style="width: 20px;" type="text"/>												
– Large mobile machines (e.g. centre pivot, linear or lateral move)	<table style="display: inline-table; width: 80px; border-bottom: 1px solid black;"><tr><td style="width: 10px; border-right: 1px solid black;"> </td><td style="width: 10px; border-right: 1px solid black;"> </td><td style="width: 10px; border-right: 1px solid black;"> </td><td style="width: 10px; border-right: 1px solid black;"> </td><td style="width: 10px; border-right: 1px solid black;"> </td><td style="width: 10px; border-right: 1px solid black;"> </td><td style="width: 10px; border-right: 1px solid black;"> </td><td style="width: 10px; border-right: 1px solid black;"> </td><td style="width: 10px; border-right: 1px solid black;"> </td><td style="width: 10px; border-right: 1px solid black;"> </td><td style="width: 10px; border-right: 1px solid black;"> </td><td style="width: 10px; border-right: 1px solid black;"> </td></tr></table> . <input style="width: 20px;" type="text"/>												
– Solid set (overhead, permanent or portable)	<table style="display: inline-table; width: 80px; border-bottom: 1px solid black;"><tr><td style="width: 10px; border-right: 1px solid black;"> </td><td style="width: 10px; border-right: 1px solid black;"> </td><td style="width: 10px; border-right: 1px solid black;"> </td><td style="width: 10px; border-right: 1px solid black;"> </td><td style="width: 10px; border-right: 1px solid black;"> </td><td style="width: 10px; border-right: 1px solid black;"> </td><td style="width: 10px; border-right: 1px solid black;"> </td><td style="width: 10px; border-right: 1px solid black;"> </td><td style="width: 10px; border-right: 1px solid black;"> </td><td style="width: 10px; border-right: 1px solid black;"> </td><td style="width: 10px; border-right: 1px solid black;"> </td><td style="width: 10px; border-right: 1px solid black;"> </td></tr></table> . <input style="width: 20px;" type="text"/>												
Other irrigation systems (please specify in BLOCK letters)	<table style="display: inline-table; width: 80px; border-bottom: 1px solid black;"><tr><td style="width: 10px; border-right: 1px solid black;"> </td><td style="width: 10px; border-right: 1px solid black;"> </td><td style="width: 10px; border-right: 1px solid black;"> </td><td style="width: 10px; border-right: 1px solid black;"> </td><td style="width: 10px; border-right: 1px solid black;"> </td><td style="width: 10px; border-right: 1px solid black;"> </td><td style="width: 10px; border-right: 1px solid black;"> </td><td style="width: 10px; border-right: 1px solid black;"> </td><td style="width: 10px; border-right: 1px solid black;"> </td><td style="width: 10px; border-right: 1px solid black;"> </td><td style="width: 10px; border-right: 1px solid black;"> </td><td style="width: 10px; border-right: 1px solid black;"> </td></tr></table> . <input style="width: 20px;" type="text"/>												
Not applicable (e.g. stock drinking water, dairy or piggery cleaning)	<input type="checkbox"/>												

21e Which of the following changes to your irrigation or watering practices did you make or intend to make on your holding?

Changes between 1 July 2006 and 30 June 2007

Intend to make after 30 June 2007

Tick all that apply

Tick all that apply

- Reduced the area under irrigation
- Increased the area under irrigation...
- Adopted more efficient irrigation techniques
- Adopted more efficient irrigation scheduling
- Purchased extra water
- Sold water
- Installed piping and/or covered open channels to reduce water loss
- Laser levelled areas to improve water management
- Introduced reused or recycled water
- Increased on-farm water storage capacity
- Installed soil moisture sensors
- Other changes (please specify in BLOCK letters)

- Did not change irrigation practices

21f What are the significant barriers to changing your irrigation or watering practices?

Tick all that apply

- Inadequate water quality
- Uncertainty of water allocation.....
- Lack of financial resources
- Lack of time
- Insufficient or inadequate information
- Doubts about likely success
- Age or poor health
- Inadequate water availability
- Other barriers (please specify in BLOCK letters)
- No barriers

Irrigation expenditure, sales and assets

22a Did you have any expenditure or sales relating to irrigation activity or equipment between 1 July 2006 and 30 June 2007?

<p>Including</p> <ul style="list-style-type: none"> • Irrigation set-up costs • Consultancy expenses 	<p>Excluding</p> <ul style="list-style-type: none"> • Interest expenses • Depreciation
---	---

No Go to Question 22d

Yes

22b What was your irrigation expenditure (current or capital) between 1 July 2006 and 30 June 2007?

	Total costs Dollars	Total volume purchased Megalitres
Water licence charges (including application charges, administration fees and brokerage)	\$, , .00	
Annual irrigation water volumetric/usage charges (excluding purchases of extra water)	\$, , .00	
Purchases of extra water on a temporary basis	\$, , .00	, .0
Purchases of extra water on a permanent basis	\$, , .00	, .0
Purchase of irrigation equipment (e.g. pumps, pipes, sprinklers, etc.)	\$, , .00	
Capital construction of earthworks and structures for irrigation purposes (e.g. dams, levee banks, bores, channels, etc.)	\$, , .00	
Other irrigation operating expenses (e.g. pump running expenses, fuel, electricity, repairs, maintenance)	\$, , .00	
Total irrigation expenditure	\$, , .00	

22c What were your receipts from the sales of water or irrigation equipment between 1 July 2006 and 30 June 2007?

<p>Excluding</p> <ul style="list-style-type: none"> • Sales of irrigated produce
--

	Total sales Dollars	Total volume sold Megalitres
Sales of water on a temporary basis	\$, , .00	, .0
Sales of water on a permanent basis	\$, , .00	, .0
Sales of used irrigation equipment	\$, , .00	
		Total value Dollars

22d What was the total value of all the irrigation equipment and infrastructure on your holding at 30 June 2007? \$, , .00

Business farming activities

23 Does this business intend to operate an agricultural property in the future?

No

Yes

Don't know

24 Does this business own land that it leases to another business for agricultural activity?

No

Yes

Sharefarming activities

25 Did this business sharefarm on someone else's land between 1 July 2006 and 30 June 2007?

No **Go to Question 26**

Yes **Show details below**

Area sharefarmed (hectares) ... , .

Name of land owner ...

ABN of land owner (if known)

Telephone number of land owner

Comments and time taken

26 Please provide comments

– on any reporting problems or information unrelated to specific data you have supplied on this form (Please use BLOCK letters)

– on data you have supplied or any unusual circumstances which affected your agricultural activity in 2006-07 (e.g. drought, flood, fires, hailstorms, etc.) (Please use BLOCK letters)

– on any questions which caused problems or suggested improvements to this form (Please use BLOCK letters)

27 Please provide an estimate of the time taken to complete this form

Including

- The time actually spent reading the instructions, working on the questions and obtaining the information
- The time spent by all employees in collecting and providing this information

hrs mins

Thank you for completing this form