











ESSENTIAL STATISTICAL ASSETS FOR AUSTRALIA

ESA – 235 BUSINESS PERFORMANCE INDICATORS

Summary of Quality Assessment Results							
Overall ESA Assessment	Institutional Environment	Relevance	Timeliness	Accuracy	Coherence	Interpretability	Accessibility
 Green	 Green	 Green	 Green	 Green	 Amber	 Green	 Green

List of Contributing Datasets and Custodians
<ul style="list-style-type: none"> • Business Activity Statement Data (ATO) • Business Income Tax Data (ATO) • Quarterly Business Indicators Survey (ABS)

ESA Elements					
Pillar	Dimension	Description	Critical Frequency	Critical Spatial	Critical Disaggregation
Economy	Business Performance and Structure	Includes indicators for profits, inventories, sales, investment expenditure and wages and salaries.	Quarterly	National, State/Territory	Industry

Overall ESA Assessment

The quality of ESA – 235 Business Performance Indicators was assessed as a green traffic light for the purpose of ESA. The overall quality of this statistic met an acceptable standard for the quality indicators selected and the appropriate quality practices and processes were in place. This statistic quality assessment was based on quality information about the contributing datasets. Data custodians can be contacted for further information about the quality of the datasets which contributed to the statistic.

For more detailed quality information about each dimension, see over page





ESA – 235 BUSINESS PERFORMANCE INDICATORS

Institutional Environment

The statistic scored a green traffic light for institutional environment. There were sufficient quality and risk management processes in place, protections for confidentiality and archiving processes. Staff were trained in data collation and the statistical purpose of the administrative records.

Relevance

The statistic scored a green traffic light for relevance. All key information identified in the description of the statistic was available. The critical disaggregations identified for the statistic were available. The critical spatial level, State/Territory, was not available for some information.

Timeliness

The statistic scored a green traffic light for timeliness. The duration between collection and release of data was timely and users were able to access the release of new data when expected. The release of data for the statistic did not meet the critical frequency in most cases.

Accuracy

The statistic scored a green traffic light for accuracy. There were either no known under or overcounts or under or overrepresentation in the statistic, or they were managed. There were sufficient measures in place to adjust for missing values and non-response. Sampling error was represented for key indicators, but was not published against individual figures. The accuracy was consistent for information collected within administrative datasets. Some of the target population was not sufficiently represented in the statistic, such as entities that fail to lodge a tax return.

Coherence

The statistic scored an amber traffic light for coherence. Some information for the statistic was not able to be compared over time; while population characteristic definitions remained consistent, population definitions were not always consistent and there were some changes to collection procedures over time. External sources were not always available for data confrontation.

Interpretability

The statistic scored a green traffic light for interpretability. Data quality statements and information for users to better understand the data were available. Users were able to access additional support if needed. Descriptions of the conceptual limitations were not available for all information.

Accessibility

The statistic scored a green traffic light for accessibility. The key information was publicly available, including some information with visualisations such as graphs or maps. Users could access data in Excel and other formats such as pdf. The key information was accessible for free with customised data available at a cost.

Areas for Improvement

- The critical spatial level, State/Territory, was not available for some information.
- The release of data for the statistic did not meet the critical frequency in most cases.
- Descriptions of the conceptual limitations were not available for all information.

