



Appendix 1

Australian Health Survey – Evaluation: Stakeholder Evaluation Questionnaire

Australia

2011-13

4364.0.55.013

AUSTRALIAN BUREAU OF STATISTICS

EMBARGO: 11.30AM (CANBERRA TIME) 27 JULY 2017


© Commonwealth of Australia 2017

This work is copyright. Apart from any use as permitted under the *Copyright Act 1968*, no part may be reproduced by any process without prior written permission from the Commonwealth. Requests and inquiries concerning reproduction and rights in this publication should be addressed to The Manager, Intermediary Management, Australian Bureau of Statistics, Locked Bag 10, Belconnen ACT 2616, by telephone (02) 6252 6998, fax (02) 6252 7102, or email: <intermediary.management@abs.gov.au>.

In all cases the ABS must be acknowledged as the source when reproducing or quoting any part of an ABS publication or other product.

Produced by the Australian Bureau of Statistics.

* Indicates Mandatory Field



Welcome to the AHS 2011-13 Stakeholder Evaluation Questionnaire

The 2011-13 Australian Health Survey (AHS) is the largest and most comprehensive health survey ever conducted in Australia. The survey was designed to collect a range of information from Australians about health-related issues, including health status, risk factors, socio-economic circumstances, health-related actions and use of medical services. In 2011-13, the AHS collected new information on nutrition and physical activity as well as biomedical information. The AHS also includes a nationally representative sample of Aboriginal and Torres Strait Islander people.

The new components of the AHS were made possible by additional funding from the Australian Government Department of Health as well as the National Heart Foundation of Australia. The contributions of these two organisations to improving health information in Australia through quality statistics are greatly valued.

Thank you for agreeing to participate in the evaluation of the Australian Health Survey (AHS) 2011-13, including the Australian Aboriginal and Torres Strait Islander Health Survey (AATSIHS).

The following questionnaire will collect information to help assess aspects of the AHS including the extent to which the AHS has achieved intended outcomes, how the data has been used, and whether the data needs of AHS stakeholders have been adequately met. This evaluation will also inform future ABS health statistics collections.

<----- Page Break ----->

ORGANISATION

Q1. What organisation do you represent?

- ☐ Private user
- ☐ Student
- ☐ University or research institution
- ☐ Federal government
- ☐ State government
- ☐ Local government
- ☐ Media
- ☐ Member of Parliament or Ministerial Staffers/Advisors
- ☐ Business
- ☐ Not for profit organisation
- ☐ Food industry
- ☐ Other (please describe below)

If other, please describe the type of organisation you represent

A horizontal text input field with a light gray background. On the right side, there are three small square buttons: one with an upward arrow, one with a downward arrow, and one with a rightward arrow. On the left side, there is a small square button with a leftward arrow.

(Words left: 200)

Q2.What state/territory are you based in?

- ☐ NSW
- ☐ Vic
- ☐ Qld
- ☐ WA
- ☐ SA
- ☐ Tas
- ☐ ACT
- ☐ NT
- ☐ Overseas

<-----Page Break----->

STAKEHOLDER INFLUENCE

Q3.Were you aware of opportunities to influence the AHS survey design and/or output production?

- ☐ Yes
- ☐ No

Q4.What role do you think stakeholders should play, if any, throughout the survey conduct?

A horizontal text input field with a light gray background. On the right side, there are three small square buttons: one with an upward arrow, one with a downward arrow, and one with a rightward arrow. On the left side, there is a small square button with a leftward arrow.

(Words left: 200)

- ☐ None/No role

Q5.Did you provide input into the AHS survey design and/or output production (e.g. AHS Reference Group, User Advisory Groups including AHS Indigenous Technical Panel, AHS Physical Activity Group, AHS Biomedical Expert Group, etc)?


- ☐ Yes
- ☐ No

<-----Page Break----->

Q6.How did you provide input into the AHS survey design and/or output production?
(You may select more than one response.)

- ☐ AHS Reference Group member
- ☐ Stakeholder workshops (held in capital cities in 2010)
- ☐ User Advisory Group member (e.g. AHS Indigenous Technical Panel, AHS Physical Activity Group, AHS Biomedical Expert Group, AHS Nutrition Advisory Group, AHS Data Users Group)
- ☐ Other (please describe below)

If other, please describe the way(s) in which you provided input into the AHS survey design and/or output production.

A rectangular text input box with a light gray background and a thin black border. It contains a horizontal scrollbar and a vertical scrollbar on the right side.

(Words left: 200)

<-----Page Break----->

Q7.Do you have any suggestions for ways in which the ABS could improve its stakeholder consultation processes in relation to the collection of health statistics?

- ☐ Yes
- ☐ No

If yes, please describe the ways in which the ABS could improve its stakeholder consultation processes in relation to the collection of health statistics.

A rectangular text input box with a light gray background and a thin black border. It contains a horizontal scrollbar and a vertical scrollbar on the right side.

(Words left: 200)

<-----Page Break----->

DATA ACCESSIBILITY

Q8.How did you find out about AHS data and outputs?
(You may select more than one response.)

- ☐ Media
- ☐ Web search
- ☐ Seminar
- ☐ Colleagues
- ☐ ABS website
- ☐ Subscription to ABS email circular of forthcoming publications
- ☐ Other (please describe below)

If other, please describe how you found out about AHS data and outputs

(Characters left: 200)

Q9. Have you found it easy or difficult to access AHS data and outputs?

- ☐ Easy
- ☐ Difficult (please describe below)

If difficult, why have you found it difficult to access AHS data and outputs?

(Words left: 200)

<-----Page Break----->

USE OF AHS PRODUCTS AND/OR SERVICES

The next questions are about your use of the different AHS products and/or services.

Q10. Which of the following AHS products and/or services have you used?
(You may select more than one response.)

- ☐ Publications
- ☐ Tablebuilder
- ☐ Basic Confidentialised Unit Record Files (Basic CURF)
- ☐ Expanded Confidentialised Unit Record Files (Expanded CURF)
- ☐ Seminars

- ☐ Media releases
- ☐ Customised client requests

<-----Page Break----->

Q11.How satisfied are you with AHS products and/or services in general?

- ☐ Satisfied
- ☐ Not satisfied

Q12.For the AHS products and/or services you have used, what improvements would you suggest?
(Please specify the product and/or service you are commenting on.)

(Words left: 200)

<-----Page Break----->

USE OF AHS DATA


The next questions are about your use of AHS data.

Q13.For what purposes have/ will you use AHS data?
(You may select more than one response.)

- ☐ To develop or evaluate health policy
- ☐ Risk assessments
- ☐ To develop or evaluate health programs
- ☐ Food product development/reformulation
- ☐ To inform new or changed campaigns or health promotions
- ☐ Reporting
- ☐ Analysis of relationships between particular variables
- ☐ Research (e.g. academic, University/TAFE/school assignments)
- ☐ General interest
- ☐ Media
- ☐ To help make business decisions
- ☐ To provide consultancy services/advise clients

☐ Other (please describe below)

If other, please describe how you have/will use AHS data.

A horizontal text input box with a light gray background and a thin black border. It contains a small scroll bar on the right side.

(Words left: 200)

Q14. Was the AHS data useful for your purpose(s)?

- ☐ Yes
☐ No

Q15. If you have published research papers or articles using AHS data, please provide a citation.
(The ABS maintains a bibliography of published research using AHS data.)

A horizontal text input box with a light gray background and a thin black border. It contains a small scroll bar on the right side.

(Words left: 200)

☐ Not applicable

Q16. What geographic level of AHS data have you used/do you normally use?
(You may select more than one response.)

- ☐ National
☐ State
☐ Metro/Rural/Remote
☐ Other (please describe below)

If other, please describe the other geographic level(s) of AHS data you have used/you normally use.

A horizontal text input box with a light gray background and a thin black border. It contains a small scroll bar on the right side.

(Words left: 200)

Q17. Did this/these geographic level(s) meet your needs?

- ☐ Yes
☐ No

<-----Page Break----->

Q18. Are you aware of similar statistics available from other studies?

- ☐ Yes (please describe below)
- ☐ No

If yes, please provide details of these similar studies

A rectangular text input box with a light gray background and a thin black border. It contains a small cursor icon at the top left and a small 'x' icon at the bottom right.

(Words left: 200)

<-----Page Break----->

Q19. Do you think that they are more or less useful than AHS data?

- ☐ More
- ☐ Less
- ☐ About the same


<-----Page Break----->

Q20. Why do you think the other statistics are more useful than AHS data?

(You may select more than one response.)

- ☐ Better data quality
- ☐ Data available at lower levels of geography
- ☐ Data available more frequently
- ☐ More relevant data available for your purposes
- ☐ Other (please describe below)

If other, please describe why you think the other available statistics are more useful than AHS data.

A rectangular text input box with a light gray background and a thin black border. It contains a small cursor icon at the top left and a small 'x' icon at the bottom right.

(Words left: 200)

USE OF AHS TOPICS

The next questions are about the different topics included in the AHS.

Q21. Which of the following topics have you used/accessed?
(You may select more than one response.)

☐ **Health Conditions**

- Asthma
- Cancer
- Heart and Circulatory Conditions
- Diabetes/High Sugar Levels
- Kidney Disease
- Arthritis
- Osteoporosis
- Mental Health and Well-Being
- Disability
- Sight and Hearing
- Other Long-term Conditions
- Injuries
- Female Life Stages
- Self-Assessed Health

☐ **Health Risk Factors**

- Smoking
- Alcohol
- Body Mass
- Physical Measurements
- Blood Pressure
- Dietary Behaviours
- Food Security
- Family Stressors

☐ **Health Related Actions**

- Healthy Lifestyles
- Actions for Specific Long-Term Conditions
- Other Actions for Selected Conditions
- Days Away from School, Study or Work
- Private Health Insurance
- Use of Medications
- Breastfeeding

☐ **Population Characteristics**

- *Demographics*
- *Education*
- *Employment*
- *Income Sources*
- *Health Cards*
- *Geographical Classifications*
- *Household and Family Composition*
- *Housing*
- *Financial Stress*

☐ **Nutrition**

- *24-hour dietary recall (Day 1)*
- *Second 24-hour dietary recall via telephone interview (Day 2)*

☐ **Physical Activity**

- *Exercise (Moderate/Vigorous)*
- *Physical Activity*
- *Sedentary Behaviour*
- *Household Rules and Screen-based Equipment*
- *Sleep*

☐ **Biomedical Measures**


<-----Page Break----->

Q22.What did you use the Health Conditions data for?
(You may select more than one response)

- ☐ To develop or evaluate health policy
- ☐ Risk assessments
- ☐ To develop or evaluate health programs
- ☐ Food product development/reformulation
- ☐ To inform new or changed campaigns or health promotions
- ☐ Reporting
- ☐ Analysis of relationships between particular variables
- ☐ Research (e.g. academic, University/TAFE/school assignments)
- ☐ General interest
- ☐ Media
- ☐ To help make business decisions

- ☐ To provide consultancy services/advise clients
- ☐ Other (please describe below)

If other, please describe how you used Health Conditions data.

A rectangular text input box with a light gray background and a thin black border. It contains a small icon on the left and a scroll bar on the right. Below the box, the text "(Words left: 200)" is displayed.

(Words left: 200)

Q23.How useful did you find the Health Conditions data?

- ☐ Useful
- ☐ Not useful

<-----Page Break----->

Q24.Why didn't you find the Health Conditions data useful?

(You may select more than one response.)

- ☐ Data quality concerns
- ☐ Data not available at required level of geography
- ☐ Data not available at required frequency
- ☐ Required data not available/ collected
- ☐ Other (please describe below)

If other, please describe why you did not find the Health Conditions data useful.

A rectangular text input box with a light gray background and a thin black border. It contains a small icon on the left and a scroll bar on the right. Below the box, the text "(Words left: 200)" is displayed.


(Words left: 200)

<-----Page Break----->

Q25.How frequently do you require Health Conditions data to be collected in the future?

- ☐ Annually
- ☐ Every 3 years
- ☐ Every 5 years
- ☐ Other (please describe below)

If other, please describe the frequency of collection of Health Conditions data you require.



<-----Page Break----->

Q26.What did you use the Health Risk Factors data for?
(You may select more than one response)

- ☐ To develop or evaluate health policy
- ☐ Risk assessments
- ☐ To develop or evaluate health programs
- ☐ Food product development/reformulation
- ☐ To inform new or changed campaigns or health promotions
- ☐ Reporting
- ☐ Analysis of relationship between particular variables
- ☐ Research (e.g. academic, University/TAFE/school assignments)
- ☐ General interest
- ☐ Media
- ☐ To help make business decisions
- ☐ To provide consultancy services/advise clients
- ☐ Other (please describe below)

If other, please describe how you used Health Risk Factors data



Q27.How useful did you find the Health Risk Factors data?


- ☐ Useful
- ☐ Not useful

<-----Page Break----->

Q28. Why didn't you find the Health Risk Factors data useful?
(You may select more than one response.)

- ☐ Data quality concerns
- ☐ Data not available at required level of geography
- ☐ Data not available at required frequency
- ☐ Required data not available/ collected
- ☐ Other (please describe below)

If other, please describe why you did not find the Health Risk Factors data useful.

A rectangular text input box with a light gray background and a thin black border. It contains a horizontal scrollbar on the right side and a vertical scrollbar on the bottom right corner.

<-----Page Break----->

Q29. How frequently do you require Health Risk Factors data to be collected in the future?

- ☐ Annually
- ☐ Every 3 years
- ☐ Every 5 years
- ☐ Other (please describe below)

If other, please describe the frequency of collection of Health Risk Factors data you require.

A rectangular text input box with a light gray background and a thin black border. It contains a horizontal scrollbar on the right side and a vertical scrollbar on the bottom right corner.

<-----Page Break----->

Q30. What did you use the Health Related Actions data for?
(You may select more than one response)

- ☐ To develop or evaluate health policy
- ☐ Risk assessments
- ☐ To develop or evaluate health programs
- ☐ Food product development/reformulation
- ☐ To inform new or changed campaigns or health promotions

- ☐ Reporting
- ☐ Analysis of relationships between particular variables
- ☐ Research (e.g. academic, University/TAFE/school assignments)
- ☐ General interest
- ☐ Media
- ☐ To help make business decisions
- ☐ To provide consultancy services/advise clients
- ☐ Other (please describe below)

If other, please describe how you used Health Related Actions data

Q31.How useful did you find the Health Related Actions data?

- ☐ Useful
- ☐ Not useful

<-----Page Break----->

Q32.Why didn't you find the Health Related Actions data useful?
(You may select more than one response.)

- ☐ Data quality concerns
- ☐ Data not available at required level of geography
- ☐ Data not available at required frequency
- ☐ Required data not available/ collected
- ☐ Other (please describe below)


If other, please describe why you did not find the Health Related Actions data useful.

<-----Page Break----->

Q33.How frequently do you require Health Related Actions data to be collected in the future?

- ☐ Annually
- ☐ Every 3 years
- ☐ Every 5 years
- ☐ Other (please describe below)

If other, please describe the frequency of collection of Health Related Actions data you require.



<-----Page Break----->

Q34.What did you use the Population Characteristics data for?
(You may select more than one response)

- ☐ To develop or evaluate health policy
- ☐ Risk assessments
- ☐ To develop or evaluate health programs
- ☐ Food product development/reformulation
- ☐ To inform new or changed campaigns or health promotions
- ☐ Reporting
- ☐ Analysis of relationships between particular variables
- ☐ Research (e.g. academic, University/TAFE/school assignments)
- ☐ General interest
- ☐ Media
- ☐ To help make business decisions
- ☐ To provide consultancy services/advise clients
- ☐ Other (please describe below)

If other, please describe how you used Population Characteristics data



Q35.How useful did you find the Population Characteristics data?

- ☐ Useful
- ☐ Not useful

<-----Page Break----->

Q36. Why didn't you find the Population Characteristics data useful?
(You may select more than one response.)

- ☐ Data quality concerns
- ☐ Data not available at required level of geography
- ☐ Data not available at required frequency
- ☐ Required data not available/ collected
- ☐ Other (please describe below)

If other, please describe why you did not find the Population Characteristics data useful.

<-----Page Break----->

Q37. How frequently do you require Population Characteristics data to be collected in the future?

- ☐ Annually
- ☐ Every 3 years
- ☐ Every 5 years
- ☐ Other (please describe below)

If other, please describe the frequency of collection of Population Characteristics data you require.

<-----Page Break----->

Q38. What did you use the Nutrition data for?
(You may select more than one response)

- ☐ To develop or evaluate health policy
- ☐ Risk assessments
- ☐ To develop or evaluate health programs
- ☐ Food product development/reformulation
- ☐ To inform new or changed campaigns or health promotions
- ☐ Reporting
- ☐ Analysis of relationships between particular variables
- ☐ Research (e.g. academic, University/TAFE/school assignments)
- ☐ General interest
- ☐ Media
- ☐ To help make business decisions
- ☐ To provide consultancy services/advise clients
- ☐ Other (please describe below)

If other, please describe how you used Nutrition data

Q39.How useful did you find the Nutrition data?

- ☐ Useful
- ☐ Not useful

<-----Page Break----->

Q40.Why didn't you find the Nutrition data useful?
(You may select more than one response.)

- ☐ Data quality concerns
- ☐ Data not available at required level of geography
- ☐ Data not available at required frequency
- ☐ Required data not available/ collected
- ☐ Other (please describe below)

If other, please describe why you did not find the Nutrition data useful.

<-----Page Break----->

Q41.How frequently do you require Nutrition data to be collected in the future?

- ☐ Annually
- ☐ Every 3 years
- ☐ Every 5 years
- ☐ Other (please describe below)


If other, please describe the frequency of collection of Nutrition data you require.

<-----Page Break----->

Q42.What did you use the Physical Activity data for?
(You may select more than one response)

- ☐ To develop or evaluate health policy
- ☐ Risk assessments
- ☐ To develop or evaluate health programs
- ☐ Food product development/reformulation
- ☐ To inform new or changed campaigns or health promotions
- ☐ Reporting
- ☐ Analysis of relationships between particular variables
- ☐ Research (e.g. academic, University/TAFE/school assignments)
- ☐ General interest
- ☐ Media
- ☐ To help make business decisions
- ☐ To provide consultancy services/advise clients
- ☐ Other (please describe below)

If other, please describe how you used Physical Activity data.



(Words left: 200)

Q43.How useful did you find the Physical Activity data?

- ☐ Useful
- ☐ Not useful

<-----Page Break----->

Q44.Why didn't you find the Physical Activity data useful?

(You may select more than one response.)

- ☐ Data quality concerns
- ☐ Data not available at required level of geography
- ☐ Data not available at required frequency
- ☐ Required data not available/ collected
- ☐ Other (please describe below)

If other, please describe why you did not find the Physical Activity data useful.




<-----Page Break----->

Q45.How frequently do you require Physical Activity data to be collected in the future?

- ☐ Annually
- ☐ Every 3 years
- ☐ Every 5 years
- ☐ Other (please describe below)

If other, please describe the frequency of collection of Physical Activity data you require.



(Words left: 200)

<-----Page Break----->

Q46.What did you use the Biomedical Measures data for?

(You may select more than one response)

- ☐ To develop or evaluate health policy
- ☐ Risk assessments
- ☐ To develop or evaluate health programs
- ☐ Food product development/reformulation
- ☐ To inform new or changed campaigns or health promotions
- ☐ Reporting
- ☐ Analysis of relationships between particular variables
- ☐ Research (e.g. academic, University/TAFE/school assignments)
- ☐ General interest
- ☐ Media
- ☐ To help make business decisions
- ☐ To provide consultancy services/advise clients
- ☐ Other (please describe below)

If other, please describe how you used Biomedical Measures data



Q47.How useful did you find the Biomedical Measures data?

- ☐ Useful
- ☐ Not useful

<-----Page Break----->

Q48.Why didn't you find the Biomedical Measures data useful?

(You may select more than one response.)

- ☐ Data quality concerns
- ☐ Data not available at required level of geography
- ☐ Data not available at required frequency
- ☐ Required data not available/ collected
- ☐ Other (please describe below)

If other, please describe why you did not find the Biomedical Measures data useful.

<-----Page Break----->

Q49.How frequently do you require Biomedical Measures data to be collected in the future?

- ☐ Annually
- ☐ Every 3 years
- ☐ Every 5 years
- ☐ Other (please describe below)

If other, please describe the frequency of collection of Biomedical Measures data you require.

<-----Page Break----->

IMPROVEMENTS

Q50.Were there major areas of deficiency in the AHS collection methodology that you know of?

- ☐ Yes (please describe below)
- ☐ No

If yes, please describe the major areas of deficiency in the AHS collection methodology.

Q51. Were there major areas of deficiency in the AHS outputs that you know of?

- ☐ Yes (please describe below)
- ☐ No

If yes, please describe the major areas of deficiency in the AHS outputs.

A rectangular text input box with a light gray background and a thin black border. It has a small scroll bar on the right side.

Q52. Are there any formats of data that you would like to see in future ABS health products, that aren't currently available?

- ☐ Yes (please describe below)
- ☐ No

If yes, please describe the formats of data you would like to see in future ABS health products.

A rectangular text input box with a light gray background and a thin black border. It has a small scroll bar on the right side.

<-----Page Break----->

DATA QUALITY

Q53. Do you feel that the production and dissemination of AHS data were undertaken in a professional manner?

- ☐ Yes
- ☐ No (please describe concerns below)


If no, please describe your concerns regarding the manner in which AHS data was produced and disseminated.

A rectangular text input box with a light gray background and a thin black border. It has a small scroll bar on the right side.

Q54. Are you satisfied with the confidentiality provisions surrounding AHS data?

- ☐ Yes
- ☐ No (please describe concerns below)

If no, please describe your concerns regarding the confidentiality provisions surrounding AHS data.



Q55. Do the AHS products/data meet your needs in terms of the concept(s) measured?

- ☐ Yes
- ☐ No (please describe why your needs weren't met below)

If no, please describe why the AHS products/data did not meet your needs in terms of the concept(s) measured.




<-----Page Break----->

Q56. Do the AHS products/data meet your needs in terms of the population(s) represented?

- ☐ Yes
- ☐ No (please describe why your needs weren't met below)


If no, please describe why the AHS products/data did not meet your needs in terms of the population(s) represented.



Q57. Has the delivery of AHS data been timely for your needs?

- ☐ Yes
- ☐ No (please describe why your needs weren't met below)

If no, please describe why the AHS products/data did not meet your needs in terms of timeliness.




Q58. Are you satisfied with the accuracy of AHS data?

- ☐ Yes

- ☐ No (please describe concerns below)


If no, please describe your concerns regarding the accuracy of AHS data.

A rectangular text input box with a light gray background and a thin black border. It has a horizontal scrollbar at the bottom and vertical scrollbars on the right side.

Q59. Are you satisfied with the way in which the ABS has managed/provided information on sources of error which may have impacted on accuracy (e.g. sampling and non-sampling error)?

- ☐ Yes
- ☐ No (please describe concerns below)

If no, please describe your concerns regarding the way in which the ABS has managed/provided information on sources of error.

A rectangular text input box with a light gray background and a thin black border. It has a horizontal scrollbar at the bottom and vertical scrollbars on the right side.

<-----Page Break----->

Q60. How comparable is the AHS data with previous releases (time series)?

- ☐ Comparable
- ☐ Not comparable (please describe concerns below)

If not comparable, please describe your concerns regarding the comparability of AHS data with previous releases (time series).

A rectangular text input box with a light gray background and a thin black border. It has a horizontal scrollbar at the bottom and vertical scrollbars on the right side.

Q61. How comparable is the AHS data with other sources of data you use?

- ☐ Comparable
- ☐ Not comparable (please describe concerns below)

If not comparable, please describe your concerns regarding the comparability of AHS data with other sources of data you use.

Q62. Have you accessed the Australian Health Survey: Users' Guide to assist your understanding of the resulting data quality?

- ☐ Yes (please provide comments below)
- ☐ No

If yes, please provide comment with respect to the usability of the Users' Guide and/or recommendations as to how it could be improved.

Q63. How satisfied are you with the AHS Quality Declaration Statements?

- ☐ Satisfied
- ☐ Not satisfied
- ☐ Have not used/ Not aware of

<-----Page Break----->

Q64. Why are you not satisfied with the AHS quality declaration statements?
(You may select more than one response.)

- ☐ The language used was either too technical or the use of jargon was confusing
- ☐ Was difficult to find the information
- ☐ Did not contain enough information
- ☐ Other (please describe below)


If other, please describe why you were not satisfied with the AHS quality declaration statements.

Q65. Are there particular aspects of the data collection methodology (i.e. face-to-face interviewing, the use of pathology service for biomedical collection, collecting biomedical and nutrition components at the same time) that yield AHS data unusable for your purpose(s)?

- ☐ Yes (please describe below)

☐ No


If yes, please describe the aspects of the data collection methodology that yield the AHS data unusable for your purpose(s).

A rectangular text input box with a light gray background and a thin black border. It contains a horizontal scrollbar at the bottom and vertical scrollbars on the right side.

Q66. Are there any other issues with the quality of the AHS data which you would like to comment on?

- ☐ Yes (please describe concerns below)
- ☐ No

If yes, please describe your other concerns regarding the quality of the AHS data.

A rectangular text input box with a light gray background and a thin black border. It contains a horizontal scrollbar at the bottom and vertical scrollbars on the right side.

<-----Page Break----->

FUTURE DATA NEEDS

Q67. What are the longer-term policy questions or issues that should form the basis of a national population health survey?

A rectangular text input box with a light gray background and a thin black border. It contains a horizontal scrollbar at the bottom and vertical scrollbars on the right side.


(Words left: 200)

Q68. What health issues are important to consider now, and which are likely to emerge as significant for our nation over the next ten or twenty years?

A rectangular text input box with a light gray background and a thin black border. It contains a horizontal scrollbar at the bottom and vertical scrollbars on the right side.

(Words left: 200)

Q69. Which topic(s) should be/would you like to see included in future ABS health collections?

A rectangular text input box with a light gray background and a thin black border. It contains a horizontal scrollbar at the bottom and vertical scrollbars on the right side.

(Words left: 200)

Q70. Are there certain population groups that should be considered as a priority for inclusion?

- ☐ Yes
- ☐ No

<-----Page Break----->

Q71. Which population group(s) should be considered as a priority for inclusion?

(You may select more than one response.)

- ☐ Person's with chronic diseases or conditions
- ☐ Aboriginal and Torres Strait Islander people
- ☐ Ageing population
- ☐ Persons with a disability
- ☐ Persons with a mental health condition
- ☐ Other (please describe below)

If yes, please describe the other population group(s) which should be considered as priority for inclusion.



(Words left: 200)

<-----Page Break----->

PREVIOUS USE OF NHS DATA

Q72. The ABS has conducted a regular National Health Survey (NHS) since 1989. It is a key collection of health-related data, with prevalence estimates of National Health Priority Area (NHPA) conditions, measures of risk factors and service use, all feeding into new policy and reporting.

In 2011 the ABS conducted the Australian Health Survey (AHS) which was an expansion of the existing ABS health survey program, with the NHS forming just one component survey of the AHS.

Have you used the National Health Survey collection before?

(You may select more than one response.)

- ☐ Yes, 1989-90
- ☐ Yes, 1995
- ☐ Yes, 2001

- ☐ Yes, 2004-05
- ☐ Yes, 2007-08
- ☐ No

<-----Page Break----->

ADDITIONAL COMMENTS

Q73. Do you have any other feedback that you would like to provide in relation to the AHS or future health collections?

- ☐ Yes (please provide details)
- ☐ No

If yes, please provide details.

(Words left: 200)

Submit

Participation in this survey is voluntary and is not conducted under the authority of the Census and Statistics Act 1905. The information you provide in this survey will remain confidential and will only be used for the purpose stated. The Australian Bureau of Statistics will not disclose any identifiable information in accordance with the Privacy Act.

Survey Powered By [PeoplePulse](#)