

CENSUS OF POPULATION AND HOUSING, 30 JUNE 1981

**PERSONS AND DWELLINGS IN LOCAL GOVERNMENT AREAS
AND URBAN CENTRES**

NORTHERN TERRITORY

R. J. CAMERON

Australian Statistician

© Commonwealth of Australia 1982

PHONE INQUIRIES *for more information about these statistics*-contact Mr Fred Dawes on Canberra (062) 52 5848 or any of our State offices.

other inquiries including copies of publications-contact Information Services on Canberra (062) 52 6627 or in any of our State offices.

MAIL INQUIRIES *write to* Information Services, ABS, P.O. Box 10, Belconnen, A.C.T. 2616 or any of our State offices.

CONTENTS

<i>Table</i>		<i>Page</i>
..	Explanatory notes	1
1.	Number of persons and dwellings : Local Government Areas in alphabetical order, Northern Territory, Censuses 1981 and 1976	4
2.	Number of persons : Local Government Areas within Statistical Divisions, Northern Territory, Censuses 1981 and 1976	5
3a.	Number of dwellings : Local Government Areas within Statistical Divisions, Northern Territory, Censuses 1981 and 1976	8
3b.	Number of dwellings : Statistical Subdivisions and Divisions, Northern Territory, Census 1981	11
4.	Occupancy ratio and persons in occupied private dwellings : Local Government Areas in alphabetical order, Northern Territory, Censuses 1981 and 1976	12
5.	Number of persons : Urban Centres and Bounded Rural Localities in alphabetical order, Northern Territory, Censuses 1981 and 1976	13
6.	Number of persons and dwellings : Urban Centres and Bounded Rural Localities in size order, Northern Territory, Censuses 1981 and 1976	14
7.	Distribution of persons and Urban Centres by size of Urban Centre, Northern Territory, Censuses 1981 and 1976	15

APPENDIXES

A.	Major changes to Statistical Divisions, Statistical Subdivisions and Districts, Local Government Areas and Urban Centres, Northern Territory, 1976 to 1981	16
B.	Copy of Householder's Schedule, Census 1981	17
C.	List of contact points	29
D.	Maps of Northern Territory showing Statistical Divisions and Districts and Local Government Areas, Census 1981	

EXPLANATORY NOTES

Introduction

This publication is one of a series presenting *final* person and dwelling counts from the 1981 Census of Population and Housing for various geographic levels. Persons were counted where they spent the night of 30 June 1981.

Content

2. The tables in this publication contain counts of persons by sex and of occupied private and non-private dwellings and unoccupied private dwellings in Local Government Areas, Urban Centres and Bounded Rural Localities.

3. All tables contain counts from the 1976 and 1981 Censuses, where geographic comparability allows.

4. For the purposes of the 1981 Census, Local Government boundaries in New South Wales were those which existed at 1 January 1981, and for other States and Territories the boundaries existing at 30 June 1980.

5. For Local Government Areas (LGA's), 1976 Census data has been presented according to boundaries adopted for the 1981 Census. Because some intercensal boundary changes involve areas smaller than Collection Districts, precise figures cannot always be calculated. Consequently, where areas are nearly but not directly comparable, estimates of 1976 population on 1981 boundaries are given. In cases where estimates are not possible, the 1976 population on 1981 boundaries is recorded as not available (n.a.). See Appendix A for major intercensal area changes.

6. Note that for Urban Centres and Bounded Rural Localities the 1976 Census data are shown on boundaries delineating the areas defined in 1976.

Maps

7. The maps contained in this publication show the boundaries, names and codes of Statistical Divisions, Subdivisions and Districts and LGA's and identify major urban areas.

8. Additional copies of these maps can be obtained from the ABS for 50 cents a sheet.

Scope and coverage

9. The 1981 Census of Population and Housing aimed at counting every person who spent Census night, 30 June 1981, in Australia including persons on vessels in or between Australian ports, on board long-distance trains, buses or aircraft. All dwellings were counted, whether occupied or unoccupied. People were counted where they were on Census night, which may not be where they usually live. Visitors to Australia were enumerated regardless of how long ago they had arrived or how long they planned to stay. Australian residents out of the country on Census night were excluded from the count.

10. Diplomatic personnel and their families are, by definition, out of the scope of the Census, as are diplomatic residences.

11. While every effort is made to minimise under-counting in the Census, some inevitably remains for various reasons (e.g. inadvertent omission of very young children, treatment of some dwellings as unoccupied when, in fact, they were occupied, and failure to find all dwellings). Refusal by householders to complete the Census Schedule is not a significant cause of under-counting.

Definitions

12. *Dwellings*-For Census purposes, dwellings are classified into two groups: occupied and unoccupied. Occupied dwellings can be either private or non-private while unoccupied are private only.

(a) An occupied private dwelling is defined as the premises occupied by a household on Census night (for definition of *Household* see below). A *private dwelling* is normally a house, flat, part of a house or even a room but can also be a tent, houseboat, or caravan if standing on its own block of land and not occupied by members of the same household resident in an adjacent dwelling. It is important to remember that the Census definition of a private dwelling means that the total number of dwellings may be more than the total number of known structures in any given area (see *Household* below). *Non-private dwellings* are hotels, motels, boarding houses, gaols, religious and charitable institutions, defence establishments, other communal dwellings and caravan parks. Usually occupants of such dwellings use communal facilities (such as hotel dining rooms or mess halls) attached to the particular establishment. A caravan in a caravan park (whether permanently or temporarily located) is treated as part of a non-private dwelling as are self-contained units provided by commercial enterprises such as hotels, motels and guest-houses.

(b) An unoccupied dwelling is a structure built specifically for living purposes and capable of being lived in but unoccupied at the time of the Census. Vacant houses, holiday houses, huts, cabins (other than seasonal workers' quarters) and houseboats are counted as unoccupied dwellings but vacant tents, garages and caravans (if not normally occupied) are not. Also included are newly completed dwellings not yet occupied; dwellings which are vacant because they are due for demolition or repair; dwellings to let; and dwellings where all members of the household were absent on Census night.

13. *Household*—For Census purposes, a household is either a person living alone or a group of people living together as a single domestic unit with common eating arrangements. It is possible for more than one household to live in one house or structure. For example, a lodger who lives with a family and provides all his own food is not a member of the family's household but constitutes a separate household and therefore completes a separate householder's schedule. Because an occupied private dwelling is defined as the premises occupied by a household on Census night (see above), the number of households and the number of occupied private dwellings is identical and the number of occupied dwellings, as defined for Census purposes, may be greater than the known number of structures.

14. *Migratory*—Persons enumerated on board vessels in and between Australian ports, or on board long-distance trains, buses or aircraft are classified as *Migratory*. Such persons are not included in the population of specific LGA's, but are shown as a balancing item in the population of a State or Territory.

15. *Campers out*—Persons who spent Census night in the open in cars, caravans or trucks pulled up at the side of the road for that night only, or persons in other temporary camps or accommodation erected for that night only are classified as campers out. Such persons are included in the population of the LGA in which they were enumerated.

Geographic definitions

16. Information from the Census is available at various levels of geographic detail, only some of which are shown in this publication. Information at other levels may be made available on request. Some of the principal levels are described below.

17. *Collection District (CD)*—The Collection District (CD) is the smallest geographical area used in the collection and dissemination of Census data. A CD is an area containing approximately 300 dwellings in urban areas and fewer in rural areas. CD's can be aggregated to form other geographic levels, such as LGA's and Statistical Divisions.

18. *Local Government Area (LGA)*—This is a basic unit used in the presentation of Census data. LGA's correspond in all but a few instances to legal Local Government Authority Areas, e.g. City, Municipality, Shire, District Council. Because the City of Brisbane, the Northern Territory and the Australian Capital Territory do not have legal LGA's equivalent in size to other States and capital cities, they have been divided, for statistical purposes, into Census LGA's.

19. *Urban Centres*—At each Census of Population and Housing a boundary is defined for each population cluster of 1,000 or more people and for known holiday resorts of less population if they contain 250 or more dwellings of which at least 100 are occupied on Census night. These clusters are known as Urban Centres and the population and dwellings enumerated in them are classified as urban for statistical purposes. The rules used

to determine Urban Centres and define their boundaries are complex. They can be made available on request.

20. *Localities*—See 'Bounded Rural Locality' under the heading 'Section of State'.

21. *Section of State*—This identifies aggregations of CD's on a basis which ignores legal boundaries. Sections of State are defined for statistical purposes only.

Five Sections of State are used:

- (a) Major Urban—Urban Centres with a population of 100,000 and over;
- (b) Other Urban—Urban Centres with a population of 1,000 to 99,999;
- (c) Bounded Rural Locality—population clusters of 200 to 999 persons;
- (d) Rural Balance—the remainder of the State;
- (e) Migratory—see explanation under 'Definitions'.

22. *Statistical Division*—Statistical Divisions are designed to be relatively homogeneous regions characterised by identifiable social and economic links between the inhabitants and between the economic units within the region, under the unifying influence of one or more major towns or cities. Capital City Statistical Divisions are predominantly urban in character and the boundaries are delineated to contain the anticipated urban development of the capital cities (and associated Urban Centres) for a period of at least twenty years.

23. *Statistical Subdivision*—A Statistical Subdivision is defined in most States on the same basis as a Statistical Division but as a portion of the latter.

24. *Statistical District*—Generally, a Statistical District is a Statistical Subdivision that meets additional criteria. Most Statistical Districts contain an Urban Centre with a population of 25,000 or more and their boundaries, like those of Capital City Statistical Divisions, are delineated to contain the anticipated urban development of the centre for a period of at least twenty years. These fixed boundaries delineate areas which for general statistical purposes are free from the problems imposed by the moving boundaries of the majority of Urban Centres.

25. In selected cases, especially in Queensland, Statistical District boundaries have been delineated around Urban Centres with a population of fewer than 25,000, where there was a demand for intercensal population estimates for the area and where existing LGA boundaries were obviously inadequate for this purpose.

26. There are three cases where Statistical Districts are not equivalent to Statistical Subdivisions. They are the Statistical Districts of Gold Coast and Albury-Wodonga which cross State boundaries and each of which consist of two Statistical Subdivisions, and the Canberra Statistical District which consists of the Canberra Statistical Division and the LGA of Queanbeyan in New South Wales.

Terms and abbreviations

Geographic code

27. The six digit geographic code used in Tables 1, 4, 5 and 6 in this publication indicates Statistical Division (first two digits), Statistical Subdivision or Statistical District (third digit) and Census LGA code (last three digits).

28. The Census LGA codes have been allocated in alphabetical order within each State or Territory.

29. The combination of codes shown in this series of publications thus provides a cross-reference between the various tables and maps, as well as identifying those parts of legal LGA's divided by Statistical Division, Statistical Subdivision or Statistical District boundaries (see Appendix A).

Abbreviations

- B—Borough
- C—City
- DC—District Council
- M—Municipality
- S—Shire
- T—Town

Other information

30. If you would like further information about the statistics available from the 1981 Census, please contact your local ABS office (see Appendix C). An Information Paper: *Census 81—Data Release Plans* (2142.0), which is available from any office of the ABS, describes the plans for data and supporting information planned for release from the 1981 Census.

Related publications

31. *Estimated Resident Population, Australia, States and Territories, 30 June 1981, 1976 and 1971* (3217.0)

1981 Census of Population and Housing:

Preliminary Counts—Australia, States and Territories (2209.0)

Bulletin 2, Summary Characteristics of Persons and Dwellings (2435.0-2443.0)

Bulletin 3, Cross-classified Characteristics of Persons and Dwellings (2444.0-2452.0)

Further details of the statistics contained in the above three 1981 Census of Population and Housing publications appear in Information Paper: *Census 81—Statistical Publications* (2144.0).

A number of Information Papers about the 1981 Census are also being published. They are:

Catalogue of 1981 Census Tables (2139.0)(a)

Making Sense of Census 81 (2140.0)

Geographic Code List (2141.0)(a)

Census 81—Data Release Plans (2142.0)(a)

Census 81—Data Release Plans, Addendum (2142.0)(a)

Census 81—Magnetic Tape Summary Files (2143.0)

Census 81—Statistical Publications (2144.0)(a)

Census 81—Microfiche (2145.0)

Census 81—Maps (2146.0)(a)

Census 81—Industry (2147.0)

Census 81—Occupation (2148.0)

Census 81—Education Qualifications (2149.0)

Census 81—Dwelling, Household, Family (2150.0)

Census 81—Income (2151.0)

Census 81—Language (2152.0)

Census 81—Aboriginals and Torres Strait Islanders (2153.0)

Census 81—Journey to Work (2154.0)

Census 81—Usual Residence and Internal Migration (2155.0)

(a) already available.

Symbols and other usages

n.a. not available (in some cases it has not been possible to estimate comparable 1976 Census data)

— nil or rounded to zero

.. not applicable

r revised

Minus sign (-), followed by a figure, denotes a decrease.

CENSUS OF POPULATION AND HOUSING-30 JUNE 1981

TABLE 1. NUMBER OF PERSONS AND DWELLINGS: LOCAL GOVERNMENT AREAS
IN ALPHABETICAL ORDER, NORTHERN TERRITORY, CENSUSES 1981 AND 1976

LGA Code	Local Government Area	1981 Census			1976 Census	
		Area (sq. km.)(a)	Persons	Dwellings	Persons	Dwellings
02 7 001	Alice Springs	148.03	18,395	4,819	14,149	3,603
02 2 002	Alligator-Balance	74499.97	4,481	847	3,354	766
02 1 003	Bathurst/Melville	7487.68	1,586	307	1,437	291
02 3 004	Daly	38632.24	1,830	407	1,706	360
	Darwin(C)—					
01 1 005	Alawa	0.95	2,778	788	2,501	753
01 1 006	Anula	1.95	4,158	1,091	268	146
01 1 007	Bagot	0.23	300	48	312	69
01 1 008	Brinkin	2.52	16	9	55	30
01 1 009	City	2.31	1,806	433	2,214	560
01 1 010	Coconut Grove	1.80	1,620	706	939	337
01 1 011	Jingili	4.06	2,475	661	2,326	618
01 1 012	Larrakeyah	1.83	2,344	598	2,626	531
01 1 013	Ludmilla	3.06	1,069	304	1,175	318
01 1 014	Malak	21.09	1,936	566	—	—
01 1 015	Millner	1.10	2,624	759	2,312	662
01 1 016	Moil	1.04	2,712	728	2,239	647
01 1 017	Nakara	1.16	2,249	620	1,153	366
01 1 018	Narrows	0.31	630	221	741	210
01 1 019	Nightcliff	1.32	3,292	1,191	3,116	1,183
01 1 020	Palmerston Gardens	1.66	360	84	683	146
01 1 021	Parap-Fannie Bay	6.33	4,773	1,668	5,491	1,638
01 1 022	Rapid Creek	1.32	3,144	1,037	3,048	981
01 1 023	Stuart Park	3.86	2,622	914	2,822	955
01 1 024	Tiwi	3.25	2,831	693	708	232
01 1 025	Wagaman	0.85	2,701	726	2,011	642
01 1 026	Wanguri	1.02	2,209	583	1,098	349
01 1 027	Winnellie	5.83	975	138	1,025	417
01 1 028	Wulagi	1.24	3,144	867	330	308
01 1 029	Balance of City	15.99	1,170	329	268	57
01 2 030	Darwin Balance 1945 Area	97.19	2,271	320	3,357	832
01 3 031	Darwin-1973 Acquisition	79.86	273	27	526	201
01 4 032	Darwin-Balance of Statistical Division	11357.21	4,930	1,584	3,311	1,045
02 4 033	East Arnhem-Balance	40381.02	4,320	737	3,452	597
02 5 034	Elsey-Balance	77604.01	2,296	439	2,206	479
02 4 035	Groote Eylandt	2533.46	2,230	508	2,059	437
02 5 036	Gulf	91572.73	1,115	270	887	190
02 2 037	Jabiru(T)	12.54	1,022	140	—	—
02 5 038	Katherine(T)	37.81	3,737	988	3,127	682
02 4 039	Nhulunbuy(T)	6.65	3,879	992	3,553	917
02 7 040	Petermann	167420.82	1,523	186	1,295	210
02 7 041	Sandover-Balance	134810.82	2,263	500	1,832	412
02 6 042	Tableland	155234.72	1,115	294	1,141	268
02 7 043	Tanami	240341.63	4,058	1,015	3,529	793
02 6 044	Tennant Creek(T)	22.88	3,118	914	2,236	703
02 6 045	Tennant Creek Balance	127199.95	2,089	472	1,744	419
02 5 046	Victoria	173337.01	2,157	401	2,160	472
03 1 049	Migratory	..	698	..	568	..

(a) These areas exclude water while in 1976 the areas published represented both land and water.

CENSUS OF POPULATION AND HOUSING-30 JUNE 1981

TABLE 2. NUMBER OF PERSONS: LOCAL GOVERNMENT AREAS WITHIN STATISTICAL DIVISIONS, NORTHERN TERRITORY, CENSUSES 1981 AND 1976—continued

LGA Code	Local Government Area	1981 Census		1976 Census	Intercensal variation		
		Males	Females	Persons	Persons	Persons	Percentage
01 DARWIN STATISTICAL DIVISION							
	1 City of Darwin Statistical Subdivision						
005	Alawa	1,390	1,388	2,778	2,501	277	11.08
006	Anula	2,027	2,131	4,158	268	3,890	1,451.49
007	Bagot	146	154	300	312	-12	-3.85
008	Brinkin	11	5	16	55	-39	-70.91
009	City	1,176	630	1,806	2,214	-408	-18.43
010	Coconut Grove	869	751	1,620	939	681	72.52
011	Jingili	1,263	1,212	2,475	2,326	149	6.41
012	Larrakeyah	1,422	922	2,344	2,626	-282	-10.74
013	Ludmilla	534	535	1,069	1,175	-106	-9.02
014	Malak	929	1,007	1,936	—	1,936	..
015	Millner	1,340	1,284	2,624	2,312	312	13.49
016	Moil	1,385	1,327	2,712	2,239	473	21.13
017	Nakara	1,136	1,113	2,249	1,153	1,096	95.06
018	Narrows	313	317	630	741	-111	-14.98
019	Nightcliff	1,711	1,581	3,292	3,116	176	5.65
020	Palmerston Gardens	186	174	360	683	-323	-47.29
021	Parap-Fannie Bay	2,553	2,220	4,773	5,491	-718	-13.08
022	Rapid Creek	1,653	1,491	3,144	3,048	96	3.15
023	Stuart Park	1,455	1,167	2,622	2,822	-200	-7.09
024	Tiwi	1,326	1,505	2,831	708	2,123	299.86
025	Wagaman	1,341	1,360	2,701	2,011	690	34.31
026	Wanguri	1,116	1,093	2,209	1,098	1,111	101.18
027	Winnellie	579	396	975	1,025	-50	-4.88
028	Wulagi	1,538	1,606	3,144	330	2,814	852.73
029	Balance of City	671	499	1,170	268	902	336.57
	Total Subdivision	28,070	25,868	53,938	39,461	14,477	36.69
	Urban	28,070	25,868	53,938	n.a.	n.a.	n.a.
	Rural	—	—	—	n.a.	n.a.	n.a.
	2 Balance 1945 Area Statistical Subdivision						
030	Darwin Balance 1945 Area	1,248	1,023	2,271	3,357	-1,086	-32.35
	Total Subdivision	1,248	1,023	2,271	3,357	-1,086	-32.35
	Urban	1,248	1,023	2,271	n.a.	n.a.	n.a.
	Rural	—	—	—	n.a.	n.a.	n.a.
	3 1973 Acquisition Statistical Subdivision						
031	Darwin-1973 Acquisition	157	116	273	526	-253	-48.10
	Total Subdivision	157	116	273	526	-253	-48.10
	Urban	157	116	273	—	273	..
	Rural	—	—	—	526	-526	..
	4 Balance of Darwin Statistical Division						
032	Darwin-Balance of Statistical Division	2,668	2,262	4,930	3,311	1,619	48.90
	Total Subdivision	2,668	2,262	4,930	3,311	1,619	48.90
	Urban	1,377	1,256	2,633	n.a.	n.a.	n.a.
	Rural	1,291	1,006	2,297	n.a.	n.a.	n.a.
	Total Division	32,143	29,269	61,412	46,655	14,757	31.63
	Urban	30,852	28,263	59,115	n.a.	n.a.	n.a.
	Rural	1,291	1,006	2,297	n.a.	n.a.	n.a.

CENSUS OF POPULATION AND HOUSING-30 JUNE 1981

TABLE 2. NUMBER OF PERSONS: LOCAL GOVERNMENT AREAS WITHIN STATISTICAL DIVISIONS, NORTHERN TERRITORY, CENSUSES 1981 AND 1976—continued

LGA Code	Local Government Area	1981 Census			1976 Census	Intercensal variation	
		Males	Females	Persons	Persons	Persons	Percentage
02 BALANCE OF TERRITORY STATISTICAL DIVISION							
003	1 Bathurst Melville Statistical Subdivision						
	Bathurst/ Melville	778	808	1,586	1,437	149	10.37
	Total Subdivision	778	808	1,586	1,437	149	10.37
	Urban	497	535	1,032	n.a.	n.a.	n.a.
	Rural	281	273	554	n.a.	n.a.	n.a.
002 037	2 Alligator Statistical Subdivision						
	Alligator-Balance	2,699	1,782	4,481	3,354	1,127	33.60
	Jabiru(T)	689	333	1,022	—	1,022	..
	Total Subdivision	3,388	2,115	5,503	3,354	2,149	64.07
	Urban	689	333	1,022	n.a.	n.a.	n.a.
004	3 Daly Statistical Subdivision						
	Daly	979	851	1,830	1,706	124	7.27
	Total Subdivision	979	851	1,830	1,706	124	7.27
	Urban	—	—	—	n.a.	n.a.	n.a.
	Rural	979	851	1,830	n.a.	n.a.	n.a.
033 035 039	4 East Arnhem Statistical Subdivision						
	East Arnhem-Balance	2,124	2,196	4,320	3,452	868	25.14
	Groote Eylandt	1,251	979	2,230	2,059	171	8.31
	Nhulunbuy(T)	2,160	1,719	3,879	3,553	326	9.18
	Total Subdivision	5,535	4,894	10,429	9,064	1,365	15.06
034 036 038 046	5 Katherine Statistical Subdivision						
	Elsey-Balance	1,182	1,114	2,296	2,206	90	4.08
	Gulf	640	475	1,115	887	228	25.70
	Katherine(T)	1,993	1,744	3,737	3,127	610	19.51
	Victoria	1,167	990	2,157	2,160	-3	-0.14
042 044 045	6 Barkly Statistical Subdivision						
	Tableland	670	445	1,115	1,141	-26	-2.28
	Tennant Creek(T)	1,651	1,467	3,118	2,236	882	39.45
	Tennant Creek Balance	1,280	809	2,089	1,744	345	19.78
	Total Subdivision	3,601	2,721	6,322	5,121	1,201	23.45
001 040 041 043	7 Alice Springs Statistical Subdivision						
	Alice Springs	9,385	9,010	18,395	14,149	4,246	30.01
	Petermann	785	738	1,523	1,295	228	17.61
	Sandover-Balance	1,200	1,063	2,263	1,832	431	23.53
	Tanami	2,103	1,955	4,058	3,529	529	14.99
	Total Subdivision	13,473	12,766	26,239	20,805	5,434	26.12
	Urban	9,385	9,010	18,395	n.a.	n.a.	n.a.
	Rural	4,088	3,756	7,844	n.a.	n.a.	n.a.

CENSUS OF POPULATION AND HOUSING-30 JUNE 1981

TABLE 2. NUMBER OF PERSONS: LOCAL GOVERNMENT AREAS WITHIN STATISTICAL DIVISIONS, NORTHERN TERRITORY, CENSUSES 1981 AND 1976—*continued*

LGA Code	Local Government Area	1981 Census			1976 Census	Intercensal variation	
		Males	Females	Persons	Persons	Persons	Percentage
02 BALANCE OF TERRITORY STATISTICAL DIVISION—continued							
	Total Division	32,736	28,478	61,214	49,867	11,347	22.75
	Urban	17,122	15,242	32,364	n.a.	n.a.	n.a.
	Rural	15,614	13,236	28,850	n.a.	n.a.	n.a.
	TOTAL TERRITORY	65,417	57,907	123,324	97,090	26,234	27.02
	Urban	47,974	43,505	91,479	64,439	27,040	41.96
	Rural	16,905	14,242	31,147	32,083	-936	-2.92
	Migratory	538	160	698	568	130	22.89

CENSUS OF POPULATION AND HOUSING-30 JUNE 1981

TABLE 3a. NUMBER OF DWELLINGS: LOCAL GOVERNMENT AREAS WITHIN STATISTICAL DIVISIONS, NORTHERN TERRITORY, CENSUSES 1981 AND 1976

LGA Code	Local Government Area	1981 Census			1976 Census			Intercensal variation	
		Total occupied dwellings	Un-occupied dwellings	Total dwellings	Total occupied dwellings	Un-occupied dwellings	Total dwellings	Total dwellings	Per-centage
01 DARWIN STATISTICAL DIVISION									
1 City of Darwin Statistical Subdivision									
005	Alawa	758	30	788	664	89	753	35	4.65
006	Anula	1,059	32	1,091	65	81	146	945	647.26
007	Bagot	40	8	48	69	—	69	-21	-30.43
008	Brinkin	9	—	9	22	8	30	-21	-70.00
009	City	392	41	433	481	79	560	-127	-22.68
010	Coconut Grove	650	56	706	315	22	337	369	109.50
011	Jingili	644	17	661	570	48	618	43	6.96
012	Larrakeyah	550	48	598	503	28	531	67	12.62
013	Ludmilla	293	11	304	294	24	318	-14	-4.40
014	Malak	521	45	566	—	—	—	566	—
015	Millner	721	38	759	616	46	662	97	14.65
016	Moil	703	25	728	590	57	647	81	12.52
017	Nakara	586	34	620	346	20	366	254	69.40
018	Narrows	207	14	221	203	7	210	11	5.24
019	Nightcliff	1,105	86	1,191	1,055	128	1,183	8	0.68
020	Palmerston Gardens	82	2	84	134	12	146	-62	-42.47
021	Parap-Fannie Bay	1,572	96	1,668	1,537	101	1,638	30	1.83
022	Rapid Creek	970	67	1,037	911	70	981	56	5.71
023	Stuart Park	866	48	914	882	73	955	-41	-4.29
024	Tiwi	676	17	693	194	38	232	461	198.71
025	Wagaman	702	24	726	551	91	642	84	13.08
026	Wanguri	568	15	583	298	51	349	234	67.05
027	Winnellie	132	6	138	385	32	417	-279	-66.91
028	Wulagi	832	35	867	71	237	308	559	181.49
029	Balance of City	298	31	329	54	3	57	272	477.19
	Total Subdivision	14,936	826	15,762	10,810	1,345	12,155	3,607	29.68
	Urban	14,936	826	15,762	n.a.	n.a.	n.a.	n.a.	n.a.
	Rural	—	—	—	n.a.	n.a.	n.a.	n.a.	n.a.
2 Balance 1945 Area Statistical Subdivision									
030	Darwin Balance 1945 Area	297	23	320	785	47	832	-512	-61.54
	Total Subdivision	297	23	320	785	47	832	-512	-61.54
	Urban	297	23	320	n.a.	n.a.	n.a.	n.a.	n.a.
	Rural	—	—	—	n.a.	n.a.	n.a.	n.a.	n.a.
3 1973 Acquisition Statistical Subdivision									
031	Darwin-1973 Acquisition	24	3	27	191	10	201	-174	-86.57
	Total Subdivision	24	3	27	191	10	201	-174	-86.57
	Urban	24	3	27	—	—	—	27	—
	Rural	—	—	—	191	10	201	-201	—
4 Balance of Darwin Statistical Division									
032	Darwin-Balance of Statistical Division	1,422	162	1,584	972	73	1,045	539	51.58
	Total Subdivision	1,422	162	1,584	972	73	1,045	539	51.58
	Urban	741	65	806	n.a.	n.a.	n.a.	n.a.	n.a.
	Rural	681	97	778	n.a.	n.a.	n.a.	n.a.	n.a.
	Total Division	16,679	1,014	17,693	12,758	1,475	14,233	3,460	24.31
	Urban	15,998	917	16,915	n.a.	n.a.	n.a.	n.a.	n.a.
	Rural	681	97	778	n.a.	n.a.	n.a.	n.a.	n.a.

CENSUS OF POPULATION AND HOUSING-30 JUNE 1981

TABLE 3a. NUMBER OF DWELLINGS: LOCAL GOVERNMENT AREAS WITHIN STATISTICAL DIVISIONS, NORTHERN TERRITORY, CENSUSES 1981 AND 1976—continued

LGA Code	Local Government Area	1981 Census			1976 Census			Intercensal variation	
		Total occupied dwellings	Un-occupied dwellings	Total dwellings	Total occupied dwellings	Un-occupied dwellings	Total dwellings	Total dwellings	Percentage
02 BALANCE OF TERRITORY STATISTICAL DIVISION									
003	1 Bathurst Melville Statistical Subdivision								
	Bathurst Melville	278	29	307	280	11	291	16	5.50
	Total Subdivision	278	29	307	280	11	291	16	5.50
	Urban	155	14	169	n.a.	n.a.	n.a.	n.a.	n.a.
	Rural	123	15	138	n.a.	n.a.	n.a.	n.a.	n.a.
002 037	2 Alligator Statistical Subdivision								
	Alligator-Balance	771	76	847	690	76	766	81	10.51
	Jabiru(T)	112	28	140	—	—	—	140	..
	Total Subdivision	883	104	987	690	76	766	221	28.85
	Urban	112	28	140	n.a.	n.a.	n.a.	n.a.	n.a.
004	3 Daly Statistical Subdivision								
	Daly	343	64	407	354	6	360	47	13.06
	Total Subdivision	343	64	407	354	6	360	47	13.06
	Urban	—	—	—	n.a.	n.a.	n.a.	n.a.	n.a.
	Rural	343	64	407	n.a.	n.a.	n.a.	n.a.	n.a.
033 035 039	4 East Arnhem Statistical Subdivision								
	East Arnhem-Balance	707	30	737	579	18	597	140	23.45
	Groote Eylandt	485	23	508	394	43	437	71	16.25
	Nhulunbuy(T)	939	53	992	851	66	917	75	8.18
	Total Subdivision	2,131	106	2,237	1,824	127	1,951	286	14.66
034 036 038 046	5 Katherine Statistical Subdivision								
	Elsey-Balance	381	58	439	458	2.	479	-40	-8.35
	Gulf	245	25	270	185	5	190	80	42.11
	Katherine(T)	912	76	988	652	30	682	306	44.87
	Victoria	381	20	401	468	4	472	-71	-15.04
042 044 045	Total Subdivision	1,919	179	2,098	1,763	60	1,823	275	15.09
	Urban	912	76	988	n.a.	n.a.	n.a.	n.a.	n.a.
	Rural	1,007	103	1,110	n.a.	n.a.	n.a.	n.a.	n.a.
	6 Barkly Statistical Subdivision								
	Tableland	277	17	294	262	6	268	26	9.70
042 044 045	Tennant Creek(T)	830	84	914	593	110	703	211	30.01
	Tennant Creek Balance	349	123	472	376	43	419	53	12.65
	Total Subdivision	1,456	224	1,680	1,231	159	1,390	290	20.86
	Urban	830	84	914	n.a.	n.a.	n.a.	n.a.	n.a.
	Rural	626	140	766	n.a.	n.a.	n.a.	n.a.	n.a.
001 040 041 043	7 Alice Springs Statistical Subdivision								
	Alice Springs	4,474	345	4,819	3,319	284	3,603	1,216	33.75
	Petermann	171	15	186	206	4	210	-24	-11.43
	Sandover-Balance	457	43	500	347	65	412	88	21.36
	Tanami	770	245	1,015	781	12	793	222	27.99
042 044 045	Total Subdivision	5,872	648	6,520	4,653	365	5,018	1,502	29.93
	Urban	4,474	345	4,819	n.a.	n.a.	n.a.	n.a.	n.a.
	Rural	1,398	303	1,701	n.a.	n.a.	n.a.	n.a.	n.a.

CENSUS OF POPULATION AND HOUSING-30 JUNE 1981

TABLE 3a. NUMBER OF DWELLINGS: LOCAL GOVERNMENT AREAS WITHIN STATISTICAL DIVISIONS, NORTHERN TERRITORY, CENSUSES 1981 AND 1976—continued

LGA Code	Local Government Area	1981 Census			1976 Census			Intercensal variation	
		Total occupied dwellings	Un- occupied dwellings	Total dwellings	Total occupied dwellings	Un- occupied dwellings	Total dwellings	Total dwellings	Per- centage
02 BALANCE OF TERRITORY STATISTICAL DIVISION—continued									
	Total Division	12,882	1,354	14,236	10,795	804	11,599	2,637	22.73
	Urban	7,717	619	8,336	n.a.	n.a.	n.a.	n.a.	n.a.
	Rural	5,165	735	5,900	n.a.	n.a.	n.a.	n.a.	n.a.
	TOTAL TERRITORY	29,561	2,368	31,929	23,553	2,279	25,832	6,097	23.60
	Urban	23,715	1,536	25,251	16,627	1,812	18,439	6,812	36.94
	Rural	5,846	832	6,678	6,926	467	7,393	-715	-9.67

CENSUS OF POPULATION AND HOUSING-30 JUNE 1981

TABLE 3b. NUMBER OF DWELLINGS: STATISTICAL SUBDIVISIONS AND DIVISIONS, NORTHERN TERRITORY, CENSUS 1981

Code	Division/subdivision	1981 Census				
		Occupied dwellings			Un-occupied dwellings	Total dwellings
		Private	Non-private	Total		
01 DARWIN STATISTICAL DIVISION						
1	City of Darwin Statistical Subdivision	14,806	130	14,936	826	15,762
	Urban	14,806	130	14,936	826	15,762
2	Balance 1945 Area Statistical Subdivision	285	12	297	23	320
	Urban	285	12	297	23	320
3	1973 Acquisition Statistical Subdivision	22	2	24	3	27
	Urban	22	2	24	3	27
4	Balance of Darwin Statistical Division	1,389	33	1,422	162	1,584
	Urban	738	3	741	65	806
	Rural	651	30	681	97	778
	Total Darwin Statistical Division	16,502	177	16,679	1,014	17,693
	Urban	15,851	147	15,998	917	16,915
	Rural	651	30	681	97	778
02 BALANCE OF TERRITORY STATISTICAL DIVISION						
1	Bathurst/Melville Statistical Subdivision	276	2	278	29	307
	Urban	155	-	155	14	169
	Rural	121	2	123	15	138
2	Alligator Statistical Subdivision	857	26	883	104	987
	Urban	107	5	112	28	140
	Rural	750	21	771	76	847
3	Daly Statistical Subdivision	314	29	343	64	407
	Rural	314	29	343	64	407
4	East Arnhem Statistical Subdivision	2,118	13	2,131	106	2,237
	Urban	1,224	10	1,234	72	1,306
	Rural	894	3	897	34	931
5	Katherine Statistical Subdivision	1,837	82	1,919	179	2,098
	Urban	883	29	912	76	988
	Rural	954	53	1,007	103	1,110
6	Barkly Statistical Subdivision	1,408	48	1,456	224	1,680
	Urban	819	11	830	84	914
	Rural	589	37	626	140	766
7	Alice Springs Statistical Subdivision	5,737	135	5,872	648	6,520
	Urban	4,413	61	4,474	345	4,819
	Rural	1,324	74	1,398	303	1,701
	Total Balance of Territory Statistical Division	12,547	335	12,882	1,354	14,236
	Urban	7,601	116	7,717	619	8,336
	Rural	4,946	219	5,165	735	5,900
	TOTAL TERRITORY	29,049	512	29,561	2,368	31,929
	Urban	23,452	263	23,715	1,536	25,251
	Rural	5,597	249	5,846	832	6,678

CENSUS OF POPULATION AND HOUSING-30 JUNE 1981

**TABLE 4. OCCUPANCY RATIO AND PERSONS IN OCCUPIED PRIVATE DWELLINGS:
LOCAL GOVERNMENT AREAS IN ALPHABETICAL ORDER, NORTHERN TERRITORY, CENSUSES 1981 AND 1976**

LGA Code	Local Government Area	1981 Census		1976 Census	
		Persons	Occupancy ratio(a)	Persons	Occupancy ratio(a)
02 7 001	Alice Springs	14,869	3.4	11,221	3.4
02 2 002	Alligator-Balance	3,497	4.7	n.a.	n.a.
02 1 003	Bathurst/Melville	1,570	5.7	1,384	5.1
02 3 004	Daly	1,565	5.0	1,529	4.8
	Darwin(C)				
01 1 005	Alawa	2,777	3.7	2,501	3.8
01 1 006	Anula	4,158	3.9	268	4.1
01 1 007	Bagot	300	7.5	299	5.3
01 1 008	Brinkin	11	1.8	54	2.6
01 1 009	City	795	2.2	1,214	2.7
01 1 010	Coconut Grove	1,558	2.4	939	3.0
01 1 011	Jingili	2,461	3.8	2,308	4.1
01 1 012	Larrakeyah	1,539	2.9	1,504	3.2
01 1 013	Ludmilla	1,066	3.7	1,115	3.8
01 1 014	Malak	1,934	3.7	-	-
01 1 015	Millner	2,553	3.6	2,305	3.8
01 1 016	Moil	2,712	3.9	2,239	3.8
01 1 017	Nakara	2,241	3.8	1,140	3.3
01 1 018	Narrows	630	3.0	741	3.7
01 1 019	Nightcliff	3,253	2.9	3,116	3.0
01 1 020	Palmerston Gardens	193	2.5	274	2.3
01 1 021	Parap-Fannie Bay	4,408	2.8	4,595	3.0
01 1 022	Rapid Creek	3,065	3.2	3,005	3.3
01 1 023	Stuart Park	2,557	3.0	2,799	3.2
01 1 024	Tiwi	2,391	3.6	708	3.6
01 1 025	Wagaman	2,701	3.8	2,011	3.6
01 1 026	Wanguri	2,209	3.9	1,098	3.7
01 1 027	Winnellie	295	2.5	927	2.4
01 1 028	Wulagi	3,131	3.8	330	4.6
01 1 029	Balance of City	1,030	3.7	n.a.	n.a.
01 2 030	Darwin Balance 1945 Area	882	3.1	n.a.	n.a.
01 3 031	Darwin-1973 Acquisition	64	2.9	521	2.7
01 4 032	Darwin-Balance of Statistical Division	4,469	3.2	3,087	3.4
02 4 033	East Arnhem-Balance	4,289	6.1	3,354	5.9
02 5 034	Elsey-Balance	1,611	4.5	1,746	4.3
02 4 035	Groote Eylandt	1,961	4.1	1,744	4.5
02 5 036	Gulf	1,101	4.6	808	5.0
02 2 037	Jabiru(T)	426	4.0	-	-
02 5 038	Katherine(T)	2,939	3.3	2,254	3.6
02 4 039	Nhulunbuy(T)	3,365	3.6	3,067	3.6
02 7 040	Petermann	659	4.5	828	3.8
02 7 041	Sandover-Balance	2,051	4.7	n.a.	n.a.
02 6 042	Tableland	936	3.6	873	3.9
02 7 043	Tanami	3,867	5.2	n.a.	n.a.
02 6 044	Tennant Creek(T)	2,672	3.3	1,937	3.4
02 6 045	Tennant Creek Balance	1,295	3.9	988	3.7
02 5 046	Victoria	1,916	5.4	1,891	4.4

(a) Average number of persons per occupied private dwelling.

CENSUS OF POPULATION AND HOUSING-30 JUNE 1981

TABLE 5. NUMBER OF PERSONS: URBAN CENTRES AND BOUNDED RURAL LOCALITIES
IN ALPHABETICAL ORDER, NORTHERN TERRITORY, CENSUSES 1981 AND 1976

LGA Code	Urban centre or bounded locality	1981 Census		1976 Census		Intercensal variation	
		Males	Females	Persons	Persons	Persons	Percentage
02 7 001	Alice Springs	9,385	9,010	18,395	14,149	4,246	30.01
02 4 035	Alyangula	747	434	1,181	988	193	19.53
02 4 035	Angurugu	282	315	597	700	-103	-14.71
02 5 034	Bamyili-Beswick	363	322	685	675	10	1.48
01 4 032	Batchelor	175	133	308
02 1 003	Bathurst Island	497	535	1,032	895	137	15.31
01 4 032	Bees Creek	478	418	896
02 5 036	Borroloola	229	191	420	370	50	13.51
01 1	Darwin	29,475	27,007	56,482	41,374	15,108	36.52
02 7 040	Docker River	99	118	217	275	-58	-21.09
02 2 002	Goulburn Island	146	131	277	243	34	13.99
02 4 039	Gove	2,160	1,719	3,879	3,553	-326	-9.18
02 7 043	Hermannsburg	277	264	541	694	-153	-22.05
02 5 046	Hooker Creek	313	358	671	616	55	8.93
01 4 032	Howard Springs	712	656	1,368
01 4 032	Humpty Doo	665	600	1,265
02 2 037	Jabiru	689	333	1,022
02 5 038	Katherine	1,993	1,744	3,737	3,127	610	19.51
02 2 002	Maningrida	391	311	702	660	42	6.36
02 1 003	Melville Island	281	273	554	542	12	2.21
02 4 033	Milingimbi	259	305	564	677	-113	-16.69
02 5 036	Ngukurr	210	181	391	250	141	56.40
02 4 033	Numbulwar	214	208	422	378	44	11.64
02 2 002	Oenpelli	236	216	452	508	-56	-11.02
02 7 043	Papunya	320	315	635	455	180	39.56
02 3 004	Pine Creek	137	77	214	217	-3	-1.38
02 3 004	Port Keats	404	415	819	882	-63	-7.14
02 7 041	Santa Teresa	235	244	479	579	-100	-17.27
02 6 044	Tennant Creek	1,651	1,467	3,118	2,236	882	39.45
02 4 035	Umbakumba	117	130	247	371	-124	-33.42
02 6 045	Warrabri	214	245	459
02 6 045	Warrego Mine	688	303	991
02 4 033	Yirrkala	273	270	543	647	-104	-16.07
02 7 043	Yuendumu	345	342	687	875	-188	-21.49

CENSUS OF POPULATION AND HOUSING-30 JUNE 1981

TABLE 6. NUMBER OF PERSONS AND DWELLINGS: URBAN CENTRES AND BOUNDED RURAL LOCALITIES IN SIZE ORDER, NORTHERN TERRITORY, CENSUSES 1981 AND 1976

LGA Code	Urban centre or bounded locality	1981 Census				1976 Census			
		Persons	Total occupied dwellings	Un-occupied dwellings	Total dwellings	Persons	Total occupied dwellings	Un-occupied dwellings	Total dwellings
01 1	Darwin	56,482	15,257	852	16,109	41,374	11,212	1,322	12,534
02 7 001	Alice Springs	18,395	4,474	345	4,819	14,149	3,319	284	3,603
02 4 039	Gove	3,879	939	53	992	3,553	851	66	917
02 5 038	Katherine	3,737	912	76	988	3,127	652	30	682
02 6 044	Tennant Creek	3,118	830	84	914	2,236	593	110	703
01 4 032	Howard Springs	1,368	371	33	404
01 4 032	Humpty Doo	1,265	370	32	402
02 4 035	Alyangula	1,181	295	19	314	988	193	36	229
02 1 003	Bathurst Island	1,032	155	14	169	895	153	7	160
02 2 037	Jabiru	1,022	112	28	140
02 6 045	Warrego Mine	991	90	10	100
01 4 032	Bees Creek	896	267	26	293
02 3 004	Port Keats	819	127	40	167	882	155	—	155
02 2 002	Maningrida	702	115	20	135	660	121	43	164
02 7 043	Yeundumu	687	128	133	261	875	202	—	202
02 5 034	Bamyili-Beswick	685	130	39	169	675	126	—	126
02 5 046	Hooker Creek	671	99	—	99	616	103	—	103
02 7 043	Papunya	635	120	2	122	455	101	—	101
02 4 035	Angurugu	597	99	4	103	700	113	7	120
02 4 033	Milingimbi	564	104	5	109	677	96	1	97
02 1 003	Melville Island	554	123	15	138	542	127	4	131
02 4 033	Yirrkala	543	93	6	99	647	90	7	97
02 7 043	Hermannsburg	541	77	17	94	694	136	—	136
02 7 041	Santa Teresa	479	82	31	113	579	78	—	78
02 6 045	Warrabri	459	99	101	200
02 2 002	Oenpelli	452	80	4	84	508	61	15	76
02 4 033	Numbulwar	422	73	9	82	378	70	9	79
02 5 036	Borrooloola	420	103	6	109	370	81	—	81
02 5 036	Ngukurr	391	59	2	61	250	44	—	44
01 4 032	Batchelor	308	101	8	109
02 2 002	Goulburn Island	277	57	—	57	243	44	11	55
02 4 035	Umbakumba	247	48	—	48	371	88	—	88
02 7 040	Docker River	217	45	—	45	275	82	—	82
02 3 004	Pine Creek	214	68	12	80	217	68	—	68

CENSUS OF POPULATION AND HOUSING-30 JUNE 1981

TABLE 7. DISTRIBUTION OF PERSONS AND URBAN CENTRES BY SIZE OF URBAN CENTRE, NORTHERN TERRITORY, CENSUSES 1981 AND 1976

Size of urban centre (number of persons)	1981 Census			1976 Census		
	Number of urban centres	Persons in urban centres		Number of urban centres	Persons in urban centres	
		Number	Percentage		Number	Percentage
Frequency distribution—						
500,000 and over
100,000-499,999
75,000- 99,999
50,000- 74,999	1	56,482	45.80
25,000- 49,999	1	41,374	42.61
20,000- 24,999
15,000- 19,999	1	18,395	14.92
10,000- 14,999	1	14,149	14.57
5,000- 9,999
2,500- 4,999	3	10,734	8.70	2	6,680	6.88
2,000- 2,499	1	2,236	2.30
1,000- 1,999	5	5,868	4.76
Less than 1,000(a)
Total persons in urban centres	10	91,479	74.18	5	64,439	66.37
Cumulative frequency distribution—						
500,000 and over
100,000 and over
75,000 and over
50,000 and over	1	56,482	45.80
25,000 and over	1	56,482	45.80	1	41,374	42.61
20,000 and over	1	56,482	45.80	1	41,374	42.61
15,000 and over	2	74,877	60.72	1	41,374	42.61
10,000 and over	2	74,877	60.72	2	55,523	57.19
5,000 and over	2	74,877	60.72	2	55,523	57.19
2,500 and over	5	85,611	69.42	4	62,203	64.07
2,000 and over	5	85,611	69.42	5	64,439	66.37
1,000 and over	10	91,479	74.18	5	64,439	66.37
Total persons in urban centres(a)	10	91,479	74.18	5	64,439	66.37

(a) Includes known holiday resorts classified as urban for statistical purposes.

APPENDIX A

MAJOR CHANGES TO STATISTICAL DIVISIONS, STATISTICAL SUBDIVISIONS AND DISTRICTS, LOCAL GOVERNMENT AREAS AND URBAN CENTRES, NORTHERN TERRITORY, 1976 TO 1981

1. STATISTICAL DIVISIONS

For statistical purposes the Northern Territory has been divided into two Statistical Divisions:

- 01 Darwin Statistical Division
- 02 Balance of Territory Statistical Division

2. STATISTICAL SUBDIVISIONS AND DISTRICTS

The Balance of Territory Statistical Division is comprised of the following seven statistical Subdivisions:

- Bathurst/ Melville Region
- Alligator Region
- Daly Region
- East Arnhem Region
- Katherine Region
- Barkly Region
- Alice Springs Region

Some of these Subdivisions and the Darwin Statistical Division have been further divided, resulting in 47 statistical areas which for Census purposes are treated as LGA's (see Table 1).

3. LOCAL GOVERNMENT AREAS

Four legal Local Government Areas exist in the Northern Territory. These are the City of Darwin, created in 1957; the Municipality of Alice Springs, created in 1971; and the Municipalities of Katherine and Tennant Creek, created on 1 July 1976.

NOTE: For more detailed information about boundary changes please contact the Northern Territory ABS office (see Appendix C).

IN CONFIDENCE



APPENDIX B

State	
Div.	
S. Div.	
C.D.	
Rec. No.	

AUSTRALIAN BUREAU OF STATISTICS

Census of Population and Housing Australia

30 June 1981

Householder's Schedule

Dear Householder,

Tuesday, 30 June 1981, is Census Day.

The census is an important statistical collection, which not only counts the number of people throughout Australia, but also measures such things as internal migration, occupation and industry of those in the labour force, and housing conditions. The enclosed pamphlet gives you a more detailed description of the value of the data collected in the census and the uses to which they will be put.

The census is the only way of getting a complete picture of all persons in Australia at the one time.

The Australian Bureau of Statistics is required by law to take a complete census of Australia every five years. The Act under which the census is taken is called the *Census and Statistics Act 1905*. This Act makes it compulsory for you to provide the information requested.

For your protection the same Act guarantees that your answers will be treated in confidence. All staff engaged on the census are required by law to protect the confidentiality of information collected. It would be an offence for any information relating to an identifiable person or household to be released to any other Government Department or agency, or indeed to anyone outside the Statistics Bureau.

If you have difficulties filling out this form, please ask the Collector for help or telephone.....

Your co-operation in carefully completing the form will contribute greatly to the success of the census.

AUSTRALIAN STATISTICIAN

HOW TO FILL IN THIS SCHEDULE

What is a Household?

Persons living and eating together as a domestic unit are a household. A person living alone is also a household. If there is more than one household in this dwelling, obtain extra Schedules from the Collector AND FILL IN A SEPARATE SCHEDULE FOR EACH HOUSEHOLD.

Who to Include

List in the top row all persons (including visitors) who spent the night of Tuesday, 30 June 1981, in this household or returned on Wednesday, 1 July 1981, without having been counted elsewhere. USE ONE COLUMN FOR EACH PERSON. If there are more than 8 persons in this household, obtain extra Forms from the Collector.

On pages 1-5 give details of all persons who spent the night of Tuesday, 30 June 1981, in this household.

Complete particulars of this dwelling on page 5.

When Answering Questions

Please use ink or ball point pen.

Read the questions and instructions carefully; give your answer and then go to the next question.

Most answers can be given simply by placing a tick in an appropriate box.

If you do not know the exact answer, give the best estimate you can.

Privacy

If any person in your household prefers, for privacy reasons, not to be recorded on this Schedule, please ask the Collector for a Personal Form and envelope. The completed Form should be sealed in the envelope and delivered unopened to the Collector.

Please ask for an envelope in which to seal your completed Schedule and/or Personal Form(s), if you wish the Collector not to see them.

Finally

After filling in the Schedule, please sign it and enter the required address on the front page in the space provided.

The Collector will return as soon as possible after Tuesday, 30 June 1981, for the Schedule.

COLLECTOR'S USE ONLY

Males	Females	Persons

Signature of Collector.....

Signature of Person

Address:

No. and street

Suburb, town or locality.....Postcode.....

Date

Please complete one column for each person.

For each person who uses a Personal Form, write only the name, sex and relationship to Person 1 and write "P.F." in the age question on this Schedule.

For a household with more than 8 persons, please contact the Collector.

1. Name of each person who spent the night of 30 June 1981 in this household: • Include any person who returned on Wednesday, 1 July 1981, without having been counted elsewhere. • Record details for all adults, children and babies (including visitors) who spent the night of Tuesday, 30 June 1981, in this household. • Enter the household head or any adult household member as Person 1.	PERSON 1 Christian or given name Surname	PERSON 2 Christian or given name Surname	PERSON 3 Christian or given name Surname	PERSON 4 Christian or given name Surname	PERSON 5 Christian or given name Surname	PERSON 6 Christian or given name Surname	PERSON 7 Christian or given name Surname	PERSON 8 Christian or given name Surname
2. Sex: • Tick one box for each person (e.g. <input checked="" type="checkbox"/>).	Male <input type="checkbox"/> or Female <input type="checkbox"/>	Male <input type="checkbox"/> or Female <input type="checkbox"/>	Male <input type="checkbox"/> or Female <input type="checkbox"/>	Male <input type="checkbox"/> or Female <input type="checkbox"/>	Male <input type="checkbox"/> or Female <input type="checkbox"/>	Male <input type="checkbox"/> or Female <input type="checkbox"/>	Male <input type="checkbox"/> or Female <input type="checkbox"/>	Male <input type="checkbox"/> or Female <input type="checkbox"/>
3. Age: • In years and completed months. • If age is less than one year write "0" years and the number of completed months. years months years months years months years months years months years months years months years months
4. What is each person's relationship to Person 1? • Examples of other relationships: mother, father, sister, son-in-law, granddaughter, uncle, boarder, visitor, co-tenant, flatmate, commune member, etc..	Person 1	Wife <input type="checkbox"/> 1 Husband <input type="checkbox"/> 2 Son <input type="checkbox"/> 3 Daughter <input type="checkbox"/> 4 Other <input type="checkbox"/> 5 Please state.....	Wife <input type="checkbox"/> 1 Husband <input type="checkbox"/> 2 Son <input type="checkbox"/> 3 Daughter <input type="checkbox"/> 4 Other <input type="checkbox"/> 5 Please state.....	Wife <input type="checkbox"/> 1 Husband <input type="checkbox"/> 2 Son <input type="checkbox"/> 3 Daughter <input type="checkbox"/> 4 Other <input type="checkbox"/> 5 Please state.....	Wife <input type="checkbox"/> 1 Husband <input type="checkbox"/> 2 Son <input type="checkbox"/> 3 Daughter <input type="checkbox"/> 4 Other <input type="checkbox"/> 5 Please state.....	Wife <input type="checkbox"/> 1 Husband <input type="checkbox"/> 2 Son <input type="checkbox"/> 3 Daughter <input type="checkbox"/> 4 Other <input type="checkbox"/> 5 Please state.....	Wife <input type="checkbox"/> 1 Husband <input type="checkbox"/> 2 Son <input type="checkbox"/> 3 Daughter <input type="checkbox"/> 4 Other <input type="checkbox"/> 5 Please state.....	Wife <input type="checkbox"/> 1 Husband <input type="checkbox"/> 2 Son <input type="checkbox"/> 3 Daughter <input type="checkbox"/> 4 Other <input type="checkbox"/> 5 Please state.....
5. What is each person's present marital status?	Never married <input type="checkbox"/> 1 Now married <input type="checkbox"/> 2 Separated but not divorced <input type="checkbox"/> 3 Divorced <input type="checkbox"/> 4 Widowed <input type="checkbox"/> 5	Never married <input type="checkbox"/> 1 Now married <input type="checkbox"/> 2 Separated but not divorced <input type="checkbox"/> 3 Divorced <input type="checkbox"/> 4 Widowed <input type="checkbox"/> 5	Never married <input type="checkbox"/> 1 Now married <input type="checkbox"/> 2 Separated but not divorced <input type="checkbox"/> 3 Divorced <input type="checkbox"/> 4 Widowed <input type="checkbox"/> 5	Never married <input type="checkbox"/> 1 Now married <input type="checkbox"/> 2 Separated but not divorced <input type="checkbox"/> 3 Divorced <input type="checkbox"/> 4 Widowed <input type="checkbox"/> 5	Never married <input type="checkbox"/> 1 Now married <input type="checkbox"/> 2 Separated but not divorced <input type="checkbox"/> 3 Divorced <input type="checkbox"/> 4 Widowed <input type="checkbox"/> 5	Never married <input type="checkbox"/> 1 Now married <input type="checkbox"/> 2 Separated but not divorced <input type="checkbox"/> 3 Divorced <input type="checkbox"/> 4 Widowed <input type="checkbox"/> 5	Never married <input type="checkbox"/> 1 Now married <input type="checkbox"/> 2 Separated but not divorced <input type="checkbox"/> 3 Divorced <input type="checkbox"/> 4 Widowed <input type="checkbox"/> 5	Never married <input type="checkbox"/> 1 Now married <input type="checkbox"/> 2 Separated but not divorced <input type="checkbox"/> 3 Divorced <input type="checkbox"/> 4 Widowed <input type="checkbox"/> 5
<i>Answer questions 6 and 7 for each person now married.</i>								
6. What is the length (in years) of the person's present marriage? years years years years years years years years
7. Has the person been married more than once?	No, married once only <input type="checkbox"/> 1 Yes <input type="checkbox"/> 2	No, married once only <input type="checkbox"/> 1 Yes <input type="checkbox"/> 2	No, married once only <input type="checkbox"/> 1 Yes <input type="checkbox"/> 2	No, married once only <input type="checkbox"/> 1 Yes <input type="checkbox"/> 2	No, married once only <input type="checkbox"/> 1 Yes <input type="checkbox"/> 2	No, married once only <input type="checkbox"/> 1 Yes <input type="checkbox"/> 2	No, married once only <input type="checkbox"/> 1 Yes <input type="checkbox"/> 2	No, married once only <input type="checkbox"/> 1 Yes <input type="checkbox"/> 2
8. Where does each person usually live? • "Usual" residence is that address at which a person has lived or intends to live for any period of 6 months or more in 1981. • For persons who now have no usual residence, regard this dwelling as their usual residence and tick box 1. • If usual residence is overseas, write only name of country.	At the address shown on front of this form <input type="checkbox"/> 1 Elsewhere <input type="checkbox"/> 2 If "Elsewhere" please print the usual address. No. and street..... Suburb, town or locality..... Name of local council..... State..... Postcode..... Country.....	At the address shown on front of this form <input type="checkbox"/> 1 Elsewhere <input type="checkbox"/> 2 If "Elsewhere" please print the usual address. No. and street..... Suburb, town or locality..... Name of local council..... State..... Postcode..... Country.....	At the address shown on front of this form <input type="checkbox"/> 1 Elsewhere <input type="checkbox"/> 2 If "Elsewhere" please print the usual address. No. and street..... Suburb, town or locality..... Name of local council..... State..... Postcode..... Country.....	At the address shown on front of this form <input type="checkbox"/> 1 Elsewhere <input type="checkbox"/> 2 If "Elsewhere" please print the usual address. No. and street..... Suburb, town or locality..... Name of local council..... State..... Postcode..... Country.....	At the address shown on front of this form <input type="checkbox"/> 1 Elsewhere <input type="checkbox"/> 2 If "Elsewhere" please print the usual address. No. and street..... Suburb, town or locality..... Name of local council..... State..... Postcode..... Country.....	At the address shown on front of this form <input type="checkbox"/> 1 Elsewhere <input type="checkbox"/> 2 If "Elsewhere" please print the usual address. No. and street..... Suburb, town or locality..... Name of local council..... State..... Postcode..... Country.....	At the address shown on front of this form <input type="checkbox"/> 1 Elsewhere <input type="checkbox"/> 2 If "Elsewhere" please print the usual address. No. and street..... Suburb, town or locality..... Name of local council..... State..... Postcode..... Country.....	At the address shown on front of this form <input type="checkbox"/> 1 Elsewhere <input type="checkbox"/> 2 If "Elsewhere" please print the usual address. No. and street..... Suburb, town or locality..... Name of local council..... State..... Postcode..... Country.....
9. Where was each person's usual residence one year ago (i.e. at 30 June 1980)? • If the person is less than one year old, write "N/A". • For persons who had no usual residence on 30 June 1980, give the address at which they were then living. • If usual residence was overseas, write only "O/S".	Same as in question 8 <input type="checkbox"/> 1 Elsewhere <input type="checkbox"/> 2 If "Elsewhere" please print usual address one year ago. No. and street..... Suburb, town or locality..... Name of local council..... State..... Postcode.....	Same as in question 8 <input type="checkbox"/> 1 Elsewhere <input type="checkbox"/> 2 If "Elsewhere" please print usual address one year ago. No. and street..... Suburb, town or locality..... Name of local council..... State..... Postcode.....	Same as in question 8 <input type="checkbox"/> 1 Elsewhere <input type="checkbox"/> 2 If "Elsewhere" please print usual address one year ago. No. and street..... Suburb, town or locality..... Name of local council..... State..... Postcode.....	Same as in question 8 <input type="checkbox"/> 1 Elsewhere <input type="checkbox"/> 2 If "Elsewhere" please print usual address one year ago. No. and street..... Suburb, town or locality..... Name of local council..... State..... Postcode.....	Same as in question 8 <input type="checkbox"/> 1 Elsewhere <input type="checkbox"/> 2 If "Elsewhere" please print usual address one year ago. No. and street..... Suburb, town or locality..... Name of local council..... State..... Postcode.....	Same as in question 8 <input type="checkbox"/> 1 Elsewhere <input type="checkbox"/> 2 If "Elsewhere" please print usual address one year ago. No. and street..... Suburb, town or locality..... Name of local council..... State..... Postcode.....	Same as in question 8 <input type="checkbox"/> 1 Elsewhere <input type="checkbox"/> 2 If "Elsewhere" please print usual address one year ago. No. and street..... Suburb, town or locality..... Name of local council..... State..... Postcode.....	Same as in question 8 <input type="checkbox"/> 1 Elsewhere <input type="checkbox"/> 2 If "Elsewhere" please print usual address one year ago. No. and street..... Suburb, town or locality..... Name of local council..... State..... Postcode.....
10. Where was each person's usual residence five years ago (i.e. at 30 June 1976)? • If the person is less than five years old, write "N/A". • For persons who had no usual residence on 30 June 1976, give the address at which they were then living. • If usual residence was overseas, write only "O/S".	Same as in question 8 <input type="checkbox"/> 1 Same as in question 9 <input type="checkbox"/> 2 Elsewhere <input type="checkbox"/> 3 If "Elsewhere" please print usual address five years ago. No. and street..... Suburb, town or locality..... Name of local council..... State..... Postcode.....	Same as in question 8 <input type="checkbox"/> 1 Same as in question 9 <input type="checkbox"/> 2 Elsewhere <input type="checkbox"/> 3 If "Elsewhere" please print usual address five years ago. No. and street..... Suburb, town or locality..... Name of local council..... State..... Postcode.....	Same as in question 8 <input type="checkbox"/> 1 Same as in question 9 <input type="checkbox"/> 2 Elsewhere <input type="checkbox"/> 3 If "Elsewhere" please print usual address five years ago. No. and street..... Suburb, town or locality..... Name of local council..... State..... Postcode.....	Same as in question 8 <input type="checkbox"/> 1 Same as in question 9 <input type="checkbox"/> 2 Elsewhere <input type="checkbox"/> 3 If "Elsewhere" please print usual address five years ago. No. and street..... Suburb, town or locality..... Name of local council..... State..... Postcode.....	Same as in question 8 <input type="checkbox"/> 1 Same as in question 9 <input type="checkbox"/> 2 Elsewhere <input type="checkbox"/> 3 If "Elsewhere" please print usual address five years ago. No. and street..... Suburb, town or locality..... Name of local council..... State..... Postcode.....	Same as in question 8 <input type="checkbox"/> 1 Same as in question 9 <input type="checkbox"/> 2 Elsewhere <input type="checkbox"/> 3 If "Elsewhere" please print usual address five years ago. No. and street..... Suburb, town or locality..... Name of local council..... State..... Postcode.....	Same as in question 8 <input type="checkbox"/> 1 Same as in question 9 <input type="checkbox"/> 2 Elsewhere <input type="checkbox"/> 3 If "Elsewhere" please print usual address five years ago. No. and street..... Suburb, town or locality..... Name of local council..... State..... Postcode.....	Same as in question 8 <input type="checkbox"/> 1 Same as in question 9 <input type="checkbox"/> 2 Elsewhere <input type="checkbox"/> 3 If "Elsewhere" please print usual address five years ago. No. and street..... Suburb, town or locality..... Name of local council..... State..... Postcode.....

Please complete one column for each person.

For each person who uses a Personal Form, write only the name, sex and relationship to Person 1 and write "P.F." in the age question on this Schedule.

For a household with more than 8 persons, please contact the Collector.

	PERSON 1	PERSON 2	PERSON 3	PERSON 4	PERSON 5	PERSON 6	PERSON 7	PERSON 8
1. Name of each person who spent the night of 30 June 1981 in this household: • Include any person who returned on Wednesday, 1 July 1981, without having been counted elsewhere. • Record details for all adults, children and babies (including visitors) who spent the night of Tuesday, 30 June 1981, in this household. • Enter the household head or any adult household member as Person 1.	Christian or given name Surname	Christian or given name Surname	Christian or given name Surname	Christian or given name Surname	Christian or given name Surname	Christian or given name Surname	Christian or given name Surname	Christian or given name Surname
2. Sex: • Tick one box for each person (e.g. <input checked="" type="checkbox"/>).	Male <input type="checkbox"/> or Female <input type="checkbox"/>	Male <input type="checkbox"/> or Female <input type="checkbox"/>	Male <input type="checkbox"/> or Female <input type="checkbox"/>	Male <input type="checkbox"/> or Female <input type="checkbox"/>	Male <input type="checkbox"/> or Female <input type="checkbox"/>	Male <input type="checkbox"/> or Female <input type="checkbox"/>	Male <input type="checkbox"/> or Female <input type="checkbox"/>	Male <input type="checkbox"/> or Female <input type="checkbox"/>
3. Age: • In years and completed months. • If age is less than one year write "0" years and the number of completed months. years months years months years months years months years months years months years months years months
11. Where was each person born? Australia..... <input type="checkbox"/> 1 Overseas..... <input type="checkbox"/> 2 Print country of birth.....	Australia..... <input type="checkbox"/> 1 Overseas..... <input type="checkbox"/> 2 Print country of birth.....	Australia..... <input type="checkbox"/> 1 Overseas..... <input type="checkbox"/> 2 Print country of birth.....	Australia..... <input type="checkbox"/> 1 Overseas..... <input type="checkbox"/> 2 Print country of birth.....	Australia..... <input type="checkbox"/> 1 Overseas..... <input type="checkbox"/> 2 Print country of birth.....	Australia..... <input type="checkbox"/> 1 Overseas..... <input type="checkbox"/> 2 Print country of birth.....	Australia..... <input type="checkbox"/> 1 Overseas..... <input type="checkbox"/> 2 Print country of birth.....	Australia..... <input type="checkbox"/> 1 Overseas..... <input type="checkbox"/> 2 Print country of birth.....	Australia..... <input type="checkbox"/> 1 Overseas..... <input type="checkbox"/> 2 Print country of birth.....
<i>Answer question 12 for each person born overseas.</i>								
12. When did the person first arrive in Australia?	Year 19.....	Year 19.....	Year 19.....	Year 19.....	Year 19.....	Year 19.....	Year 19.....	Year 19.....
13. What is the country of citizenship of each person? • For persons born in Australia, naturalised, registered or granted Australian citizenship, tick box 1.	Australia..... <input type="checkbox"/> 1 Other..... <input type="checkbox"/> 2 Print country of citizenship.....	Australia..... <input type="checkbox"/> 1 Other..... <input type="checkbox"/> 2 Print country of citizenship.....	Australia..... <input type="checkbox"/> 1 Other..... <input type="checkbox"/> 2 Print country of citizenship.....	Australia..... <input type="checkbox"/> 1 Other..... <input type="checkbox"/> 2 Print country of citizenship.....	Australia..... <input type="checkbox"/> 1 Other..... <input type="checkbox"/> 2 Print country of citizenship.....	Australia..... <input type="checkbox"/> 1 Other..... <input type="checkbox"/> 2 Print country of citizenship.....	Australia..... <input type="checkbox"/> 1 Other..... <input type="checkbox"/> 2 Print country of citizenship.....	Australia..... <input type="checkbox"/> 1 Other..... <input type="checkbox"/> 2 Print country of citizenship.....
14. Where were each person's father and mother born?	Father's country of birth Mother's country of birth	Father's country of birth Mother's country of birth	Father's country of birth Mother's country of birth	Father's country of birth Mother's country of birth	Father's country of birth Mother's country of birth	Father's country of birth Mother's country of birth	Father's country of birth Mother's country of birth	Father's country of birth Mother's country of birth
15. Does the person speak a language other than English at home?	No, only speaks English..... <input type="checkbox"/> 1 Yes..... <input type="checkbox"/> 2 How well does this person speak English? Very well..... <input type="checkbox"/> 1 Well..... <input type="checkbox"/> 2 Not well..... <input type="checkbox"/> 3 Not at all..... <input type="checkbox"/> 4	No, only speaks English..... <input type="checkbox"/> 1 Yes..... <input type="checkbox"/> 2 How well does this person speak English? Very well..... <input type="checkbox"/> 1 Well..... <input type="checkbox"/> 2 Not well..... <input type="checkbox"/> 3 Not at all..... <input type="checkbox"/> 4	No, only speaks English..... <input type="checkbox"/> 1 Yes..... <input type="checkbox"/> 2 How well does this person speak English? Very well..... <input type="checkbox"/> 1 Well..... <input type="checkbox"/> 2 Not well..... <input type="checkbox"/> 3 Not at all..... <input type="checkbox"/> 4	No, only speaks English..... <input type="checkbox"/> 1 Yes..... <input type="checkbox"/> 2 How well does this person speak English? Very well..... <input type="checkbox"/> 1 Well..... <input type="checkbox"/> 2 Not well..... <input type="checkbox"/> 3 Not at all..... <input type="checkbox"/> 4	No, only speaks English..... <input type="checkbox"/> 1 Yes..... <input type="checkbox"/> 2 How well does this person speak English? Very well..... <input type="checkbox"/> 1 Well..... <input type="checkbox"/> 2 Not well..... <input type="checkbox"/> 3 Not at all..... <input type="checkbox"/> 4	No, only speaks English..... <input type="checkbox"/> 1 Yes..... <input type="checkbox"/> 2 How well does this person speak English? Very well..... <input type="checkbox"/> 1 Well..... <input type="checkbox"/> 2 Not well..... <input type="checkbox"/> 3 Not at all..... <input type="checkbox"/> 4	No, only speaks English..... <input type="checkbox"/> 1 Yes..... <input type="checkbox"/> 2 How well does this person speak English? Very well..... <input type="checkbox"/> 1 Well..... <input type="checkbox"/> 2 Not well..... <input type="checkbox"/> 3 Not at all..... <input type="checkbox"/> 4	No, only speaks English..... <input type="checkbox"/> 1 Yes..... <input type="checkbox"/> 2 How well does this person speak English? Very well..... <input type="checkbox"/> 1 Well..... <input type="checkbox"/> 2 Not well..... <input type="checkbox"/> 3 Not at all..... <input type="checkbox"/> 4
16. Is the person of Aboriginal or Torres Strait Islander origin? • For persons of mixed origin, indicate the one to which they consider themselves to belong.	No..... <input type="checkbox"/> 1 Yes, Aboriginal..... <input type="checkbox"/> 2 Yes, Torres Strait Islander..... <input type="checkbox"/> 3	No..... <input type="checkbox"/> 1 Yes, Aboriginal..... <input type="checkbox"/> 2 Yes, Torres Strait Islander..... <input type="checkbox"/> 3	No..... <input type="checkbox"/> 1 Yes, Aboriginal..... <input type="checkbox"/> 2 Yes, Torres Strait Islander..... <input type="checkbox"/> 3	No..... <input type="checkbox"/> 1 Yes, Aboriginal..... <input type="checkbox"/> 2 Yes, Torres Strait Islander..... <input type="checkbox"/> 3	No..... <input type="checkbox"/> 1 Yes, Aboriginal..... <input type="checkbox"/> 2 Yes, Torres Strait Islander..... <input type="checkbox"/> 3	No..... <input type="checkbox"/> 1 Yes, Aboriginal..... <input type="checkbox"/> 2 Yes, Torres Strait Islander..... <input type="checkbox"/> 3	No..... <input type="checkbox"/> 1 Yes, Aboriginal..... <input type="checkbox"/> 2 Yes, Torres Strait Islander..... <input type="checkbox"/> 3	No..... <input type="checkbox"/> 1 Yes, Aboriginal..... <input type="checkbox"/> 2 Yes, Torres Strait Islander..... <input type="checkbox"/> 3
17. What is each person's religious denomination? • This question is optional. • If no religion write "None".	Religion.....	Religion.....	Religion.....	Religion.....	Religion.....	Religion.....	Religion.....	Religion.....

For each person who uses a Personal Form, write only the name, sex and relationship to Person 1 and write "P.F." in the age question on this Schedule.

1. Name of each person who spent the night of 30 June 1981 in this household:

- Include any person who returned on Wednesday, 1 July 1981, without having been counted elsewhere.
- Record details for all adults, children and babies (including visitors) who spent the night of Tuesday, 30 June 1981, in this household.
- Enter the household head or any adult household member as Person 1.

PERSON 1	PERSON 2	PERSON 3
Christian or given name	Christian or given name	Christian or given name
Surname	Surname	Surname

2. Sex:

- Tick one box for each person (e.g. ☒).

Male <input type="checkbox"/>	or	Female <input type="checkbox"/>	Male <input type="checkbox"/>	or	Female <input type="checkbox"/>	Male <input type="checkbox"/>	or	Female <input type="checkbox"/>
-------------------------------	----	---------------------------------	-------------------------------	----	---------------------------------	-------------------------------	----	---------------------------------

3. Age:

- In years and completed months.
- If age is less than one year write "0" years and the number of completed months.

1. years	2. months	3. years	4. months	5. years	6. months
-----------------	------------------	-----------------	------------------	-----------------	------------------

Answer the remaining questions for each person 15 years of age or more.

8. How old was each person when they left school? A

- For persons who are full-time primary or secondary school students, tick box 1.
- For persons who did not go to school, tick box 2.

Age left school..... years	Age left school..... years	Age left school..... years
Still at primary or secondary school..... <input type="checkbox"/> 1	Still at primary or secondary school..... <input type="checkbox"/> 1	Still at primary or secondary school..... <input type="checkbox"/> 1
Did not go to school..... <input type="checkbox"/> 2	Did not go to school..... <input type="checkbox"/> 2	Did not go to school..... <input type="checkbox"/> 2

9. Is the person attending a school or any other educational institution?

- * For persons who are external/correspondence students, indicate whether full-time or part-time.

lo.....	<input type="checkbox"/> 1	No.....	<input type="checkbox"/> 1	No.....	<input type="checkbox"/> 1
es, full-time student.....	<input type="checkbox"/> 2	Yes, full-time student.....	<input type="checkbox"/> 2	Yes, full-time student.....	<input type="checkbox"/> 2
es, part-time student.....	<input type="checkbox"/> 3	Yes, part-time student.....	<input type="checkbox"/> 3	Yes, part-time student.....	<input type="checkbox"/> 3

0. Has the person obtained a trade or any other qualification since leaving school?

- For persons who are full-time primary or secondary school students, tick box 2.
- Examples of qualification names are :
trade certificate, diploma in science, B.A. _____
- Examples of institutions are :
Sydney Technical College, University of W.A. _____
- Examples of fields of study are :
plumbing, computing, geography _____

No.	No.	No.
Still at primary or secondary school.....	Still at primary or secondary school.....	Still at primary or secondary school.....
Yes.....	Yes.....	Yes.....
↓ Please print details of highest qualification obtained.	↓ Please print details of highest qualification obtained.	↓ Please print details of highest qualification obtained.
Qualification name.....	Qualification name.....	Qualification name.....
Name of institution.....	Name of institution.....	Name of institution.....
Field of study.....	Field of study.....	Field of study.....
Year obtained.....	Year obtained.....	Year obtained.....

2. What is the gross income (including pensions and/or allowances) that each person usually receives each week from all sources?

- If unable to estimate income on a weekly basis, tick the appropriate box to show present income on an annual basis.

- Count all income, wages, salary, overtime, family allowance (child endowment), pensions, superannuation, tips and gratuities, business or farm income (less expenses of operation), unemployment benefits, etc..
- Do not deduct tax, superannuation, health insurance, etc..

- Do not deduct tax, superannuation, health insurance, etc..

No income.....	<input type="checkbox"/> 1	No income.....	<input type="checkbox"/> 2	No income.....	<input type="checkbox"/> 3
Less than \$19 p.wk.		Less than \$19 p.wk.		Less than \$19 p.wk.	
Less than \$1000 p.yr.....	<input type="checkbox"/> 2	Less than \$1000 p.yr.....	<input type="checkbox"/> 2	Less than \$1000 p.yr.....	<input type="checkbox"/> 2
\$19 to \$38 p.wk.		\$19 to \$38 p.wk.		\$19 to \$38 p.wk.	
\$1000 to \$2000 p.yr.....	<input type="checkbox"/> 3	\$1000 to \$2000 p.yr.....	<input type="checkbox"/> 3	\$1000 to \$2000 p.yr.....	<input type="checkbox"/> 3
\$39 to \$58 p.wk.		\$39 to \$58 p.wk.		\$39 to \$58 p.wk.	
\$2001 to \$3000 p.yr.....	<input type="checkbox"/> 4	\$2001 to \$3000 p.yr.....	<input type="checkbox"/> 4	\$2001 to \$3000 p.yr.....	<input type="checkbox"/> 4
\$59 to \$77 p.wk.		\$59 to \$77 p.wk.		\$59 to \$77 p.wk.	
\$3001 to \$4000 p.yr.....	<input type="checkbox"/> 5	\$3001 to \$4000 p.yr.....	<input type="checkbox"/> 5	\$3001 to \$4000 p.yr.....	<input type="checkbox"/> 5
\$78 to \$115 p.wk.		\$78 to \$115 p.wk.		\$78 to \$115 p.wk.	
\$4001 to \$6000 p.yr.....	<input type="checkbox"/> 6	\$4001 to \$6000 p.yr.....	<input type="checkbox"/> 6	\$4001 to \$6000 p.yr.....	<input type="checkbox"/> 6
\$116 to \$154 p.wk.		\$116 to \$154 p.wk.		\$116 to \$154 p.wk.	
\$6001 to \$8000 p.yr.....	<input type="checkbox"/> 7	\$6001 to \$8000 p.yr.....	<input type="checkbox"/> 7	\$6001 to \$8000 p.yr.....	<input type="checkbox"/> 7
\$155 to \$192 p.wk.		\$155 to \$192 p.wk.		\$155 to \$192 p.wk.	
\$8001 to \$10000 p.yr.....	<input type="checkbox"/> 8	\$8001 to \$10000 p.yr.....	<input type="checkbox"/> 8	\$8001 to \$10000 p.yr.....	<input type="checkbox"/> 8
\$193 to \$231 p.wk.		\$193 to \$231 p.wk.		\$193 to \$231 p.wk.	
\$10001 to \$12000 p.yr.....	<input type="checkbox"/> 9	\$10001 to \$12000 p.yr.....	<input type="checkbox"/> 9	\$10001 to \$12000 p.yr.....	<input type="checkbox"/> 9
\$232 to \$288 p.wk.		\$232 to \$288 p.wk.		\$232 to \$288 p.wk.	
\$12001 to \$15000 p.yr.....	<input type="checkbox"/> 10	\$12001 to \$15000 p.yr.....	<input type="checkbox"/> 10	\$12001 to \$15000 p.yr.....	<input type="checkbox"/> 10
\$289 to \$346 p.wk.		\$289 to \$346 p.wk.		\$289 to \$346 p.wk.	
\$15001 to \$18000 p.yr.....	<input type="checkbox"/> 11	\$15001 to \$18000 p.yr.....	<input type="checkbox"/> 11	\$15001 to \$18000 p.yr.....	<input type="checkbox"/> 11
\$347 to \$423 p.wk.		\$347 to \$423 p.wk.		\$347 to \$423 p.wk.	
\$18001 to \$22000 p.yr.....	<input type="checkbox"/> 12	\$18001 to \$22000 p.yr.....	<input type="checkbox"/> 12	\$18001 to \$22000 p.yr.....	<input type="checkbox"/> 12
\$424 to \$500 p.wk.		\$424 to \$500 p.wk.		\$424 to \$500 p.wk.	
\$22001 to \$26000 p.yr.....	<input type="checkbox"/> 13	\$22001 to \$26000 p.yr.....	<input type="checkbox"/> 13	\$22001 to \$26000 p.yr.....	<input type="checkbox"/> 13
Over \$500 p.wk.		Over \$500 p.wk.		Over \$500 p.wk.	
Over \$26000 p.yr.....	<input type="checkbox"/> 14	Over \$26000 p.yr.....	<input type="checkbox"/> 14	Over \$26000 p.yr.....	<input type="checkbox"/> 14

2. For each woman, how many babies has she ever had?	Number of babies
--	------------------

- Do not include still-births.
• If none, write "None".

Now living	Now living	Now living
Not now living	Not now living	Not now living

PERSON 4	PERSON 5	PERSON 6	PERSON 7	PERSON 8
Christian or given name	Christian or given name	Christian or given name	Christian or given name	Christian or given name
Surname	Surname	Surname	Surname	Surname

Male <input type="checkbox"/>	or	Female <input type="checkbox"/>	Male <input type="checkbox"/>	or	Female <input type="checkbox"/>	Male <input type="checkbox"/>	or	Female <input type="checkbox"/>	Male <input type="checkbox"/>	or	Female <input type="checkbox"/>	Male <input type="checkbox"/>	or	Female <input type="checkbox"/>
-------------------------------	----	---------------------------------	-------------------------------	----	---------------------------------	-------------------------------	----	---------------------------------	-------------------------------	----	---------------------------------	-------------------------------	----	---------------------------------

_____ years _____ months	_____ years _____ months	_____ years _____ months	_____ years _____ months	_____ years _____ months
--------------------------	--------------------------	--------------------------	--------------------------	--------------------------

Age left school..... years	Age left school..... years	Age left school..... years	Age left school..... years	Age left school..... years
Still at primary or secondary school..... <input type="checkbox"/> 1	Still at primary or secondary school..... <input type="checkbox"/> 1	Still at primary or secondary school..... <input type="checkbox"/> 1	Still at primary or secondary school..... <input type="checkbox"/> 1	Still at primary or secondary school..... <input type="checkbox"/> 1
Did not go to school..... <input type="checkbox"/> 2	Did not go to school..... <input type="checkbox"/> 2	Did not go to school..... <input type="checkbox"/> 2	Did not go to school..... <input type="checkbox"/> 2	Did not go to school..... <input type="checkbox"/> 2

No..... <input type="checkbox"/> 1	No..... <input type="checkbox"/> 1	No..... <input type="checkbox"/> 1	No..... <input type="checkbox"/> 1	No..... <input type="checkbox"/> 1
Yes, full-time student..... <input type="checkbox"/> 2	Yes, full-time student..... <input type="checkbox"/> 2	Yes, full-time student..... <input type="checkbox"/> 2	Yes, full-time student..... <input type="checkbox"/> 2	Yes, full-time student..... <input type="checkbox"/> 2
Yes, part-time student..... <input type="checkbox"/> 3	Yes, part-time student..... <input type="checkbox"/> 3	Yes, part-time student..... <input type="checkbox"/> 3	Yes, part-time student..... <input type="checkbox"/> 3	Yes, part-time student..... <input type="checkbox"/> 3

No.....	<input type="checkbox"/> 1	No.....	<input type="checkbox"/> 1	No.....	<input type="checkbox"/> 1	No.....	<input type="checkbox"/> 1	No.....	<input type="checkbox"/> 1
Still at primary or secondary school.....	<input type="checkbox"/> 2	Still at primary or secondary school.....	<input type="checkbox"/> 2	Still at primary or secondary school.....	<input type="checkbox"/> 2	Still at primary or secondary school.....	<input type="checkbox"/> 2	Still at primary or secondary school.....	<input type="checkbox"/> 2
Yes.....	<input type="checkbox"/> 3	Yes.....	<input type="checkbox"/> 3	Yes.....	<input type="checkbox"/> 3	Yes.....	<input type="checkbox"/> 3	Yes.....	<input type="checkbox"/> 3

- | | | | | |
|---|---|---|---|---|
| <p>↓</p> <p>Please print details of highest qualification obtained.</p> <p>Qualification name.....</p> <p>Name of institution.....</p> <p>Field of study.....</p> <p>Year obtained.....</p> | <p>↓</p> <p>Please print details of highest qualification obtained.</p> <p>Qualification name.....</p> <p>Name of institution.....</p> <p>Field of study.....</p> <p>Year obtained.....</p> | <p>↓</p> <p>Please print details of highest qualification obtained.</p> <p>Qualification name.....</p> <p>Name of institution.....</p> <p>Field of study.....</p> <p>Year obtained.....</p> | <p>↓</p> <p>Please print details of highest qualification obtained.</p> <p>Qualification name.....</p> <p>Name of institution.....</p> <p>Field of study.....</p> <p>Year obtained.....</p> | <p>↓</p> <p>Please print details of highest qualification obtained.</p> <p>Qualification name.....</p> <p>Name of institution.....</p> <p>Field of study.....</p> <p>Year obtained.....</p> |
|---|---|---|---|---|

No income	<input type="checkbox"/>	No income	<input type="checkbox"/>	No income	<input type="checkbox"/>	No income	<input type="checkbox"/>	No income	<input type="checkbox"/>
Less than \$19 p.wk.		Less than \$19 p.wk.		Less than \$19 p.wk.		Less than \$19 p.wk.		Less than \$19 p.wk.	
Less than \$1000 p.yr.	<input type="checkbox"/>	Less than \$1000 p.yr.	<input type="checkbox"/>	Less than \$1000 p.yr.	<input type="checkbox"/>	Less than \$1000 p.yr.	<input type="checkbox"/>	Less than \$1000 p.yr.	<input type="checkbox"/>
\$19 to \$38 p.wk.		\$19 to \$38 p.wk.		\$19 to \$38 p.wk.		\$19 to \$38 p.wk.		\$19 to \$38 p.wk.	
\$1000 to \$2000 p.yr.	<input type="checkbox"/>	\$1000 to \$2000 p.yr.	<input type="checkbox"/>	\$1000 to \$2000 p.yr.	<input type="checkbox"/>	\$1000 to \$2000 p.yr.	<input type="checkbox"/>	\$1000 to \$2000 p.yr.	<input type="checkbox"/>
\$39 to \$58 p.wk.		\$39 to \$58 p.wk.		\$39 to \$58 p.wk.		\$39 to \$58 p.wk.		\$39 to \$58 p.wk.	
\$2001 to \$3000 p.yr.	<input type="checkbox"/>	\$2001 to \$3000 p.yr.	<input type="checkbox"/>	\$2001 to \$3000 p.yr.	<input type="checkbox"/>	\$2001 to \$3000 p.yr.	<input type="checkbox"/>	\$2001 to \$3000 p.yr.	<input type="checkbox"/>
\$59 to \$77 p.wk.		\$59 to \$77 p.wk.		\$59 to \$77 p.wk.		\$59 to \$77 p.wk.		\$59 to \$77 p.wk.	
\$3001 to \$4000 p.yr.	<input type="checkbox"/>	\$3001 to \$4000 p.yr.	<input type="checkbox"/>	\$3001 to \$4000 p.yr.	<input type="checkbox"/>	\$3001 to \$4000 p.yr.	<input type="checkbox"/>	\$3001 to \$4000 p.yr.	<input type="checkbox"/>
\$78 to \$115 p.wk.		\$78 to \$115 p.wk.		\$78 to \$115 p.wk.		\$78 to \$115 p.wk.		\$78 to \$115 p.wk.	
\$4001 to \$6000 p.yr.	<input type="checkbox"/>	\$4001 to \$6000 p.yr.	<input type="checkbox"/>	\$4001 to \$6000 p.yr.	<input type="checkbox"/>	\$4001 to \$6000 p.yr.	<input type="checkbox"/>	\$4001 to \$6000 p.yr.	<input type="checkbox"/>
\$116 to \$154 p.wk.		\$116 to \$154 p.wk.		\$116 to \$154 p.wk.		\$116 to \$154 p.wk.		\$116 to \$154 p.wk.	
\$6001 to \$8000 p.yr.	<input type="checkbox"/>	\$6001 to \$8000 p.yr.	<input type="checkbox"/>	\$6001 to \$8000 p.yr.	<input type="checkbox"/>	\$6001 to \$8000 p.yr.	<input type="checkbox"/>	\$6001 to \$8000 p.yr.	<input type="checkbox"/>
\$155 to \$192 p.wk.		\$155 to \$192 p.wk.		\$155 to \$192 p.wk.		\$155 to \$192 p.wk.		\$155 to \$192 p.wk.	
\$8001 to \$10000 p.yr.	<input type="checkbox"/>	\$8001 to \$10000 p.yr.	<input type="checkbox"/>	\$8001 to \$10000 p.yr.	<input type="checkbox"/>	\$8001 to \$10000 p.yr.	<input type="checkbox"/>	\$8001 to \$10000 p.yr.	<input type="checkbox"/>
\$193 to \$231 p.wk.		\$193 to \$231 p.wk.		\$193 to \$231 p.wk.		\$193 to \$231 p.wk.		\$193 to \$231 p.wk.	
\$10001 to \$12000 p.yr.	<input type="checkbox"/>	\$10001 to \$12000 p.yr.	<input type="checkbox"/>	\$10001 to \$12000 p.yr.	<input type="checkbox"/>	\$10001 to \$12000 p.yr.	<input type="checkbox"/>	\$10001 to \$12000 p.yr.	<input type="checkbox"/>
\$232 to \$288 p.wk.		\$232 to \$288 p.wk.		\$232 to \$288 p.wk.		\$232 to \$288 p.wk.		\$232 to \$288 p.wk.	
\$12001 to \$15000 p.yr.	<input type="checkbox"/>	\$12001 to \$15000 p.yr.	<input type="checkbox"/>	\$12001 to \$15000 p.yr.	<input type="checkbox"/>	\$12001 to \$15000 p.yr.	<input type="checkbox"/>	\$12001 to \$15000 p.yr.	<input type="checkbox"/>
\$289 to \$346 p.wk.		\$289 to \$346 p.wk.		\$289 to \$346 p.wk.		\$289 to \$346 p.wk.		\$289 to \$346 p.wk.	
\$15001 to \$18000 p.yr.	<input type="checkbox"/>	\$15001 to \$18000 p.yr.	<input type="checkbox"/>	\$15001 to \$18000 p.yr.	<input type="checkbox"/>	\$15001 to \$18000 p.yr.	<input type="checkbox"/>	\$15001 to \$18000 p.yr.	<input type="checkbox"/>
\$347 to \$423 p.wk.		\$347 to \$423 p.wk.		\$347 to \$423 p.wk.		\$347 to \$423 p.wk.		\$347 to \$423 p.wk.	
\$18001 to \$22000 p.yr.	<input type="checkbox"/>	\$18001 to \$22000 p.yr.	<input type="checkbox"/>	\$18001 to \$22000 p.yr.	<input type="checkbox"/>	\$18001 to \$22000 p.yr.	<input type="checkbox"/>	\$18001 to \$22000 p.yr.	<input type="checkbox"/>
\$424 to \$500 p.wk.		\$424 to \$500 p.wk.		\$424 to \$500 p.wk.		\$424 to \$500 p.wk.		\$424 to \$500 p.wk.	
\$22001 to \$26000 p.yr.	<input type="checkbox"/>	\$22001 to \$26000 p.yr.	<input type="checkbox"/>	\$22001 to \$26000 p.yr.	<input type="checkbox"/>	\$22001 to \$26000 p.yr.	<input type="checkbox"/>	\$22001 to \$26000 p.yr.	<input type="checkbox"/>
Over \$500 p.wk.		Over \$500 p.wk.		Over \$500 p.wk.		Over \$500 p.wk.		Over \$500 p.wk.	
Over \$26000 p.yr.	<input type="checkbox"/>	Over \$26000 p.yr.	<input type="checkbox"/>	Over \$26000 p.yr.	<input type="checkbox"/>	Over \$26000 p.yr.	<input type="checkbox"/>	Over \$26000 p.yr.	<input type="checkbox"/>

Now living.....	Now living.....	Now living.....	Now living.....	Now living.....
Not now living.....	Not now living.....	Not now living.....	Not now living.....	Not now living.....
Total.....	Total.....	Total.....	Total.....	Total.....

Please complete one column for each person.

For each person who uses a Personal Form, write only the name, sex and relationship to Person 1 and write "P.F." in the age question on this Schedule.

For a household with more than 8 persons, please contact the Collector.

1. Name of each person who spent the night of 30 June 1981 in this household: • Include any person who returned on Wednesday, 1 July 1981, without having been counted elsewhere. • Record details for all adults, children and babies (including visitors) who spent the night of Tuesday, 30 June 1981, in this household. • Enter the household head or any adult household member as Person 1.	PERSON 1 Christian or given name Surname	PERSON 2 Christian or given name Surname	PERSON 3 Christian or given name Surname	PERSON 4 Christian or given name Surname	PERSON 5 Christian or given name Surname	PERSON 6 Christian or given name Surname	PERSON 7 Christian or given name Surname	PERSON 8 Christian or given name Surname
2. Sex: • Tick one box for each person (e.g. <input checked="" type="checkbox"/>).	Male <input type="checkbox"/> or Female <input type="checkbox"/>	Male <input type="checkbox"/> or Female <input type="checkbox"/>	Male <input type="checkbox"/> or Female <input type="checkbox"/>	Male <input type="checkbox"/> or Female <input type="checkbox"/>	Male <input type="checkbox"/> or Female <input type="checkbox"/>	Male <input type="checkbox"/> or Female <input type="checkbox"/>	Male <input type="checkbox"/> or Female <input type="checkbox"/>	Male <input type="checkbox"/> or Female <input type="checkbox"/>
3. Age: • In years and completed months. • If age is less than one year write "0" years and years months years months years months years months years months years months years months years months
23. Did the person do any work at all LAST WEEK? • For each person ticked in box 1, go to question 26.	Yes, worked for wages, salary, payment or profit <input type="checkbox"/> 1 Yes, but did unpaid work only <input type="checkbox"/> 2 No, did not work <input type="checkbox"/> 3	Yes, worked for wages, salary, payment or profit <input type="checkbox"/> 1 Yes, but did unpaid work only <input type="checkbox"/> 2 No, did not work <input type="checkbox"/> 3	Yes, worked for wages, salary, payment or profit <input type="checkbox"/> 1 Yes, but did unpaid work only <input type="checkbox"/> 2 No, did not work <input type="checkbox"/> 3	Yes, worked for wages, salary, payment or profit <input type="checkbox"/> 1 Yes, but did unpaid work only <input type="checkbox"/> 2 No, did not work <input type="checkbox"/> 3	Yes, worked for wages, salary, payment or profit <input type="checkbox"/> 1 Yes, but did unpaid work only <input type="checkbox"/> 2 No, did not work <input type="checkbox"/> 3	Yes, worked for wages, salary, payment or profit <input type="checkbox"/> 1 Yes, but did unpaid work only <input type="checkbox"/> 2 No, did not work <input type="checkbox"/> 3	Yes, worked for wages, salary, payment or profit <input type="checkbox"/> 1 Yes, but did unpaid work only <input type="checkbox"/> 2 No, did not work <input type="checkbox"/> 3	Yes, worked for wages, salary, payment or profit <input type="checkbox"/> 1 Yes, but did unpaid work only <input type="checkbox"/> 2 No, did not work <input type="checkbox"/> 3
24. LAST WEEK, did the person have a full-time or part-time job of any kind, business, profession or farm? (even if on holidays, sick, on strike, temporarily stood down, etc.) • Tick one box only.	Yes, had a paid job, a business, a profession or a farm last week <input type="checkbox"/> 1 Yes, helped without pay in a family business <input type="checkbox"/> 2 Yes, unpaid job only <input type="checkbox"/> 3 No, did not have any job, business, profession or farm last week <input type="checkbox"/> 4	Yes, had a paid job, a business, a profession or a farm last week <input type="checkbox"/> 1 Yes, helped without pay in a family business <input type="checkbox"/> 2 Yes, unpaid job only <input type="checkbox"/> 3 No, did not have any job, business, profession or farm last week <input type="checkbox"/> 4	Yes, had a paid job, a business, a profession or a farm last week <input type="checkbox"/> 1 Yes, helped without pay in a family business <input type="checkbox"/> 2 Yes, unpaid job only <input type="checkbox"/> 3 No, did not have any job, business, profession or farm last week <input type="checkbox"/> 4	Yes, had a paid job, a business, a profession or a farm last week <input type="checkbox"/> 1 Yes, helped without pay in a family business <input type="checkbox"/> 2 Yes, unpaid job only <input type="checkbox"/> 3 No, did not have any job, business, profession or farm last week <input type="checkbox"/> 4	Yes, had a paid job, a business, a profession or a farm last week <input type="checkbox"/> 1 Yes, helped without pay in a family business <input type="checkbox"/> 2 Yes, unpaid job only <input type="checkbox"/> 3 No, did not have any job, business, profession or farm last week <input type="checkbox"/> 4	Yes, had a paid job, a business, a profession or a farm last week <input type="checkbox"/> 1 Yes, helped without pay in a family business <input type="checkbox"/> 2 Yes, unpaid job only <input type="checkbox"/> 3 No, did not have any job, business, profession or farm last week <input type="checkbox"/> 4	Yes, had a paid job, a business, a profession or a farm last week <input type="checkbox"/> 1 Yes, helped without pay in a family business <input type="checkbox"/> 2 Yes, unpaid job only <input type="checkbox"/> 3 No, did not have any job, business, profession or farm last week <input type="checkbox"/> 4	Yes, had a paid job, a business, a profession or a farm last week <input type="checkbox"/> 1 Yes, helped without pay in a family business <input type="checkbox"/> 2 Yes, unpaid job only <input type="checkbox"/> 3 No, did not have any job, business, profession or farm last week <input type="checkbox"/> 4
25. Did the person look for work LAST WEEK? • Looking for work means being registered with the Commonwealth Employment Service, approaching a prospective employer, placing or answering advertisements, writing letters of application or awaiting the results of recent applications.	No, did not look for work <input type="checkbox"/> 1 Yes, looked for work <input type="checkbox"/> 2	No, did not look for work <input type="checkbox"/> 1 Yes, looked for work <input type="checkbox"/> 2	No, did not look for work <input type="checkbox"/> 1 Yes, looked for work <input type="checkbox"/> 2	No, did not look for work <input type="checkbox"/> 1 Yes, looked for work <input type="checkbox"/> 2	No, did not look for work <input type="checkbox"/> 1 Yes, looked for work <input type="checkbox"/> 2	No, did not look for work <input type="checkbox"/> 1 Yes, looked for work <input type="checkbox"/> 2	No, did not look for work <input type="checkbox"/> 1 Yes, looked for work <input type="checkbox"/> 2	No, did not look for work <input type="checkbox"/> 1 Yes, looked for work <input type="checkbox"/> 2
<i>For each person ticked in box 3 or 4 in question 24, do not answer questions 26-31.</i> 26. In the main job held LAST WEEK, was the person: • Tick one box only.	A wage or salary earner? <input type="checkbox"/> 1 Conducting own business but not employing others? <input type="checkbox"/> 2 Conducting own business and employing others? <input type="checkbox"/> 3 A helper not receiving wages or salary? <input type="checkbox"/> 4	A wage or salary earner? <input type="checkbox"/> 1 Conducting own business but not employing others? <input type="checkbox"/> 2 Conducting own business and employing others? <input type="checkbox"/> 3 A helper not receiving wages or salary? <input type="checkbox"/> 4	A wage or salary earner? <input type="checkbox"/> 1 Conducting own business but not employing others? <input type="checkbox"/> 2 Conducting own business and employing others? <input type="checkbox"/> 3 A helper not receiving wages or salary? <input type="checkbox"/> 4	A wage or salary earner? <input type="checkbox"/> 1 Conducting own business but not employing others? <input type="checkbox"/> 2 Conducting own business and employing others? <input type="checkbox"/> 3 A helper not receiving wages or salary? <input type="checkbox"/> 4	A wage or salary earner? <input type="checkbox"/> 1 Conducting own business but not employing others? <input type="checkbox"/> 2 Conducting own business and employing others? <input type="checkbox"/> 3 A helper not receiving wages or salary? <input type="checkbox"/> 4	A wage or salary earner? <input type="checkbox"/> 1 Conducting own business but not employing others? <input type="checkbox"/> 2 Conducting own business and employing others? <input type="checkbox"/> 3 A helper not receiving wages or salary? <input type="checkbox"/> 4	A wage or salary earner? <input type="checkbox"/> 1 Conducting own business but not employing others? <input type="checkbox"/> 2 Conducting own business and employing others? <input type="checkbox"/> 3 A helper not receiving wages or salary? <input type="checkbox"/> 4	A wage or salary earner? <input type="checkbox"/> 1 Conducting own business but not employing others? <input type="checkbox"/> 2 Conducting own business and employing others? <input type="checkbox"/> 3 A helper not receiving wages or salary? <input type="checkbox"/> 4
27. In the main job held LAST WEEK, what was the person's occupation? • Describe as fully as possible, using two words or more (do not use initials or abbreviations, e.g. builder's labourer, not bid. lab.). • Where possible, include award or government designation. • Members of the Armed Services should state their rank.	Occupation	Occupation	Occupation	Occupation	Occupation	Occupation	Occupation	Occupation
28. For the main job held LAST WEEK, what was the employer's trading name and address of workplace? • For persons conducting their own business, print name of own business. • For teachers, print name of school. • For government employees, print full name of Department, Division, Branch or Section. • For persons with no fixed place of work last week, e.g. airline pilots, taxi drivers, etc., write "N/A" in "Address of workplace".	USE BLOCK LETTERS Business or trading name Name of Division, Branch or Section (if any) in which the person worked Address of workplace: No. and street Suburb, town or locality State Postcode	USE BLOCK LETTERS Business or trading name Name of Division, Branch or Section (if any) in which the person worked Address of workplace: No. and street Suburb, town or locality State Postcode	USE BLOCK LETTERS Business or trading name Name of Division, Branch or Section (if any) in which the person worked Address of workplace: No. and street Suburb, town or locality State Postcode	USE BLOCK LETTERS Business or trading name Name of Division, Branch or Section (if any) in which the person worked Address of workplace: No. and street Suburb, town or locality State Postcode	USE BLOCK LETTERS Business or trading name Name of Division, Branch or Section (if any) in which the person worked Address of workplace: No. and street Suburb, town or locality State Postcode	USE BLOCK LETTERS Business or trading name Name of Division, Branch or Section (if any) in which the person worked Address of workplace: No. and street Suburb, town or locality State Postcode	USE BLOCK LETTERS Business or trading name Name of Division, Branch or Section (if any) in which the person worked Address of workplace: No. and street Suburb, town or locality State Postcode	USE BLOCK LETTERS Business or trading name Name of Division, Branch or Section (if any) in which the person worked Address of workplace: No. and street Suburb, town or locality State Postcode
29. What kind of industry, business or service is carried out by your employer at the address given in reply to question 28? • Describe as fully as possible, using two words or more (e.g. dairy farming, footwear manufacturing).	Kind of industry	Kind of industry	Kind of industry	Kind of industry	Kind of industry	Kind of industry	Kind of industry	Kind of industry

Please complete one column for each person.

For each person who uses a Personal Form, write only the name, sex and relationship to Person 1 and write "P.F." in the age question on this Schedule.

For a household with more than 8 persons, please contact the Collector.

	PERSON 1	PERSON 2	PERSON 3
1. Name of each person who spent the night of 30 June 1981 in this household: • Include any person who returned on Wednesday, 1 July 1981, without having been counted elsewhere. • Record details for all adults, children and babies (including visitors) who spent the night of Tuesday, 30 June 1981, in this household. • Enter the household head or any adult household member as Person 1.	Christian or given name Surname	Christian or given name Surname	Christian or given name Surname
2. Sex: • Tick one box for each person (e.g. <input checked="" type="checkbox"/>).	Male <input type="checkbox"/> or Female <input type="checkbox"/>	Male <input type="checkbox"/> or Female <input type="checkbox"/>	Male <input type="checkbox"/> or Female <input type="checkbox"/>
3. Age: • In years and completed months. • If age is less than one year write "0" years and years months years months years months
30. In the main job held LAST WEEK, how many hours did the person work?	None..... <input type="checkbox"/> 1 1-14 hours..... <input type="checkbox"/> 2 15-24 hours..... <input type="checkbox"/> 3 25-34 hours..... <input type="checkbox"/> 4 35 or more..... <input type="checkbox"/> 5	None..... <input type="checkbox"/> 1 1-14 hours..... <input type="checkbox"/> 2 15-24 hours..... <input type="checkbox"/> 3 25-34 hours..... <input type="checkbox"/> 4 35 or more..... <input type="checkbox"/> 5	None..... <input type="checkbox"/> 1 1-14 hours..... <input type="checkbox"/> 2 15-24 hours..... <input type="checkbox"/> 3 25-34 hours..... <input type="checkbox"/> 4 35 or more..... <input type="checkbox"/> 5
31. How did the person get to work on Monday, 29 June 1981? • Tick boxes for each person to show all methods used.	Train..... <input type="checkbox"/> 1 Bus..... <input type="checkbox"/> 2 Ferry or Tram..... <input type="checkbox"/> 3 Taxi..... <input type="checkbox"/> 4 Car—as driver..... <input type="checkbox"/> 5 Car—as passenger..... <input type="checkbox"/> 6 Motor bike or motor scooter..... <input type="checkbox"/> 7 Bicycle..... <input type="checkbox"/> 8 Worked at home..... <input type="checkbox"/> 9 Did not go to work..... <input type="checkbox"/> 10 Other..... <input type="checkbox"/> 11 Please state.....	Train..... <input type="checkbox"/> 1 Bus..... <input type="checkbox"/> 2 Ferry or Tram..... <input type="checkbox"/> 3 Taxi..... <input type="checkbox"/> 4 Car—as driver..... <input type="checkbox"/> 5 Car—as passenger..... <input type="checkbox"/> 6 Motor bike or motor scooter..... <input type="checkbox"/> 7 Bicycle..... <input type="checkbox"/> 8 Worked at home..... <input type="checkbox"/> 9 Did not go to work..... <input type="checkbox"/> 10 Other..... <input type="checkbox"/> 11 Please state.....	Train..... <input type="checkbox"/> 1 Bus..... <input type="checkbox"/> 2 Ferry or Tram..... <input type="checkbox"/> 3 Taxi..... <input type="checkbox"/> 4 Car—as driver..... <input type="checkbox"/> 5 Car—as passenger..... <input type="checkbox"/> 6 Motor bike or motor scooter..... <input type="checkbox"/> 7 Bicycle..... <input type="checkbox"/> 8 Worked at home..... <input type="checkbox"/> 9 Did not go to work..... <input type="checkbox"/> 10 Other..... <input type="checkbox"/> 11 Please state.....

PERSON 4	PERSON 5	PERSON 6	PERSON 7	PERSON 8
Christian or given name Surname	Christian or given name Surname	Christian or given name Surname	Christian or given name Surname	Christian or given name Surname
Male <input type="checkbox"/> or Female <input type="checkbox"/>	Male <input type="checkbox"/> or Female <input type="checkbox"/>	Male <input type="checkbox"/> or Female <input type="checkbox"/>	Male <input type="checkbox"/> or Female <input type="checkbox"/>	Male <input type="checkbox"/> or Female <input type="checkbox"/>
..... years months years months years months years months years months
None..... <input type="checkbox"/> 1 1-14 hours..... <input type="checkbox"/> 2 15-24 hours..... <input type="checkbox"/> 3 25-34 hours..... <input type="checkbox"/> 4 35 or more..... <input type="checkbox"/> 5	None..... <input type="checkbox"/> 1 1-14 hours..... <input type="checkbox"/> 2 15-24 hours..... <input type="checkbox"/> 3 25-34 hours..... <input type="checkbox"/> 4 35 or more..... <input type="checkbox"/> 5	None..... <input type="checkbox"/> 1 1-14 hours..... <input type="checkbox"/> 2 15-24 hours..... <input type="checkbox"/> 3 25-34 hours..... <input type="checkbox"/> 4 35 or more..... <input type="checkbox"/> 5	None..... <input type="checkbox"/> 1 1-14 hours..... <input type="checkbox"/> 2 15-24 hours..... <input type="checkbox"/> 3 25-34 hours..... <input type="checkbox"/> 4 35 or more..... <input type="checkbox"/> 5	None..... <input type="checkbox"/> 1 1-14 hours..... <input type="checkbox"/> 2 15-24 hours..... <input type="checkbox"/> 3 25-34 hours..... <input type="checkbox"/> 4 35 or more..... <input type="checkbox"/> 5
Train..... <input type="checkbox"/> 1 Bus..... <input type="checkbox"/> 2 Ferry or Tram..... <input type="checkbox"/> 3 Taxi..... <input type="checkbox"/> 4 Car—as driver..... <input type="checkbox"/> 5 Car—as passenger..... <input type="checkbox"/> 6 Motor bike or motor scooter..... <input type="checkbox"/> 7 Bicycle..... <input type="checkbox"/> 8 Worked at home..... <input type="checkbox"/> 9 Did not go to work..... <input type="checkbox"/> 10 Other..... <input type="checkbox"/> 11 Please state.....	Train..... <input type="checkbox"/> 1 Bus..... <input type="checkbox"/> 2 Ferry or Tram..... <input type="checkbox"/> 3 Taxi..... <input type="checkbox"/> 4 Car—as driver..... <input type="checkbox"/> 5 Car—as passenger..... <input type="checkbox"/> 6 Motor bike or motor scooter..... <input type="checkbox"/> 7 Bicycle..... <input type="checkbox"/> 8 Worked at home..... <input type="checkbox"/> 9 Did not go to work..... <input type="checkbox"/> 10 Other..... <input type="checkbox"/> 11 Please state.....	Train..... <input type="checkbox"/> 1 Bus..... <input type="checkbox"/> 2 Ferry or Tram..... <input type="checkbox"/> 3 Taxi..... <input type="checkbox"/> 4 Car—as driver..... <input type="checkbox"/> 5 Car—as passenger..... <input type="checkbox"/> 6 Motor bike or motor scooter..... <input type="checkbox"/> 7 Bicycle..... <input type="checkbox"/> 8 Worked at home..... <input type="checkbox"/> 9 Did not go to work..... <input type="checkbox"/> 10 Other..... <input type="checkbox"/> 11 Please state.....	Train..... <input type="checkbox"/> 1 Bus..... <input type="checkbox"/> 2 Ferry or Tram..... <input type="checkbox"/> 3 Taxi..... <input type="checkbox"/> 4 Car—as driver..... <input type="checkbox"/> 5 Car—as passenger..... <input type="checkbox"/> 6 Motor bike or motor scooter..... <input type="checkbox"/> 7 Bicycle..... <input type="checkbox"/> 8 Worked at home..... <input type="checkbox"/> 9 Did not go to work..... <input type="checkbox"/> 10 Other..... <input type="checkbox"/> 11 Please state.....	Train..... <input type="checkbox"/> 1 Bus..... <input type="checkbox"/> 2 Ferry or Tram..... <input type="checkbox"/> 3 Taxi..... <input type="checkbox"/> 4 Car—as driver..... <input type="checkbox"/> 5 Car—as passenger..... <input type="checkbox"/> 6 Motor bike or motor scooter..... <input type="checkbox"/> 7 Bicycle..... <input type="checkbox"/> 8 Worked at home..... <input type="checkbox"/> 9 Did not go to work..... <input type="checkbox"/> 10 Other..... <input type="checkbox"/> 11 Please state.....

PLEASE ANSWER QUESTIONS
ON THIS DWELLING.

This *dwelling* is the place (house, flat, etc.) in which your household spent census night.

H1. How many rooms are there in this dwelling?

- Write the number of each type of room (e.g. Bedroom(s)).
- Count each room once only.
- A room shared with another household should be counted only by the principal householder.
- Do not count toilets, pantries, laundries, storerooms, halls or corridors.

Number	Type of Room
<input type="text"/>	Bedroom(s)
<input type="text"/>	Combined lounge/dining room
<input type="text"/>	Lounge room
<input type="text"/>	Dining room
<input type="text"/>	Kitchen
<input type="text"/>	Bathroom
<input type="text"/>	Family room
<input type="text"/>	Study
<input type="text"/>	Other rooms (please specify)

H2. Is this dwelling owned (or being purchased) by you or any usual member of this household?

☐ No —————> Go to question H3.
☐ Yes
Is there a mortgage (or contract of sale) on this dwelling?
☐ No —————> Go to question H4.
☐ Yes
What monthly payment (or average monthly payment) is made on the total mortgages (or contracts of sale) on this dwelling?
\$..... per month —————> Go to question H4.

H4. How many registered motor vehicles owned or used by members of this household were garaged or parked at or near this dwelling for the night of 30 June 1981?

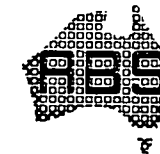
- Exclude motor bikes, motor scooters, tractors.
- Include company vehicles kept at home.
- ☐ None
- ☐ 1 motor vehicle
- ☐ 2 motor vehicles
- ☐ 3 motor vehicles
- ☐ 4 or more

H3. Do you or any usual member of this household pay rent for this dwelling?

☐ No —————> Go to question H4.
☐ Yes
To whom is the rent paid?
1 ☐ State Housing Commission
2 ☐ Other Government Agencies
3 ☐ Other
What is the weekly rent?
\$.....
Is this dwelling rented furnished or unfurnished?
1 ☐ Furnished —————> Go to question H4.
2 ☐ Unfurnished

THANK YOU FOR YOUR CO-OPERATION

Australian Statistician



COLLECTOR'S USE ONLY

C1. What type of structure best describes this dwelling?	C2. What is the material of the outer walls of this dwelling?	C3. If dwelling unit is unoccupied, why is it unoccupied?
1 <input type="checkbox"/> Separate House	1 <input type="checkbox"/> Brick, brick veneer, stone	1 <input type="checkbox"/> For sale
2 <input type="checkbox"/> Semi-detached House	2 <input type="checkbox"/> Concrete, concrete block	2 <input type="checkbox"/> To let (other than holiday home)
3 <input type="checkbox"/> Row or Terrace House	3 <input type="checkbox"/> Timber	3 <input type="checkbox"/> Newly completed and awaiting occupancy
4 <input type="checkbox"/> Medium Density Housing	4 <input type="checkbox"/> Fibro, asbestos	4 <input type="checkbox"/> Vacant for repairs or alterations
5 <input type="checkbox"/> Flats Over Three Storeys	5 <input type="checkbox"/> Other	5 <input type="checkbox"/> Holiday home
6 <input type="checkbox"/> Caravan, Houseboat, etc.		6 <input type="checkbox"/> Condemned or awaiting demolition
7 <input type="checkbox"/> Improvised Home		7 <input type="checkbox"/> Usual resident temporarily absent
8 <input type="checkbox"/> House or Flat Attached to a Shop, Office, etc.		8 <input type="checkbox"/> Other Please specify.....

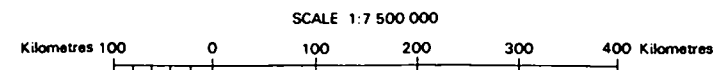
APPENDIX C

INQUIRIES

NEW SOUTH WALES	Information Services St Andrew's House Sydney. NSW. 2000 (Box 796 GPO Sydney 2001) Phone (02) 268 4395-6-7 Telex AA20819	WESTERN AUSTRALIA	Information Services 1-3 St George's Terrace Perth. WA. 6000 Phone (09) 323 5140 Telex AA92041
VICTORIA	Information Services Commonwealth Banks Building Cnr Elizabeth & Flinders Streets Melbourne. VIC. 3000 (Box 2796Y GPO Melbourne 3001) Phone (03) 652 6192 Telex AA30086	TASMANIA	Information Services Australian Government Centre 10th Floor 188 Collins Street Hobart. TAS. 7000 (Box 66A GPO Hobart 7001) Phone (002) 20 4437 or 20 4495 Telex AA58098
QUEENSLAND	Information Services 345 Ann Street Brisbane. Q.L.D. 4000 Phone (07) 335 482 Telex AA40271	NORTHERN TERRITORY	The Statistician— Northern Territory 7th Floor MLC Building 81 Smith Street Darwin. NT. 5790 (Box 3796 PO Darwin 5794) Phone (089) 80 2717 Telex AA85075
SOUTH AUSTRALIA	Information Services City Mutual Centre 10-20 Pulteney Street Adelaide. SA. 5000 (Box 2272 GPO Adelaide 5001) Phone (08) 228 9439 Telex AA82106	AUSTRALIAN CAPITAL TERRITORY	Information Services Australian Bureau of Statistics Box 10 PO Belconnen. ACT. 2616 Phone (062) 52 6627 Telex AA62020

NORTHERN TERRITORY

1981 CENSUS



LOCAL GOVERNMENT AREAS*

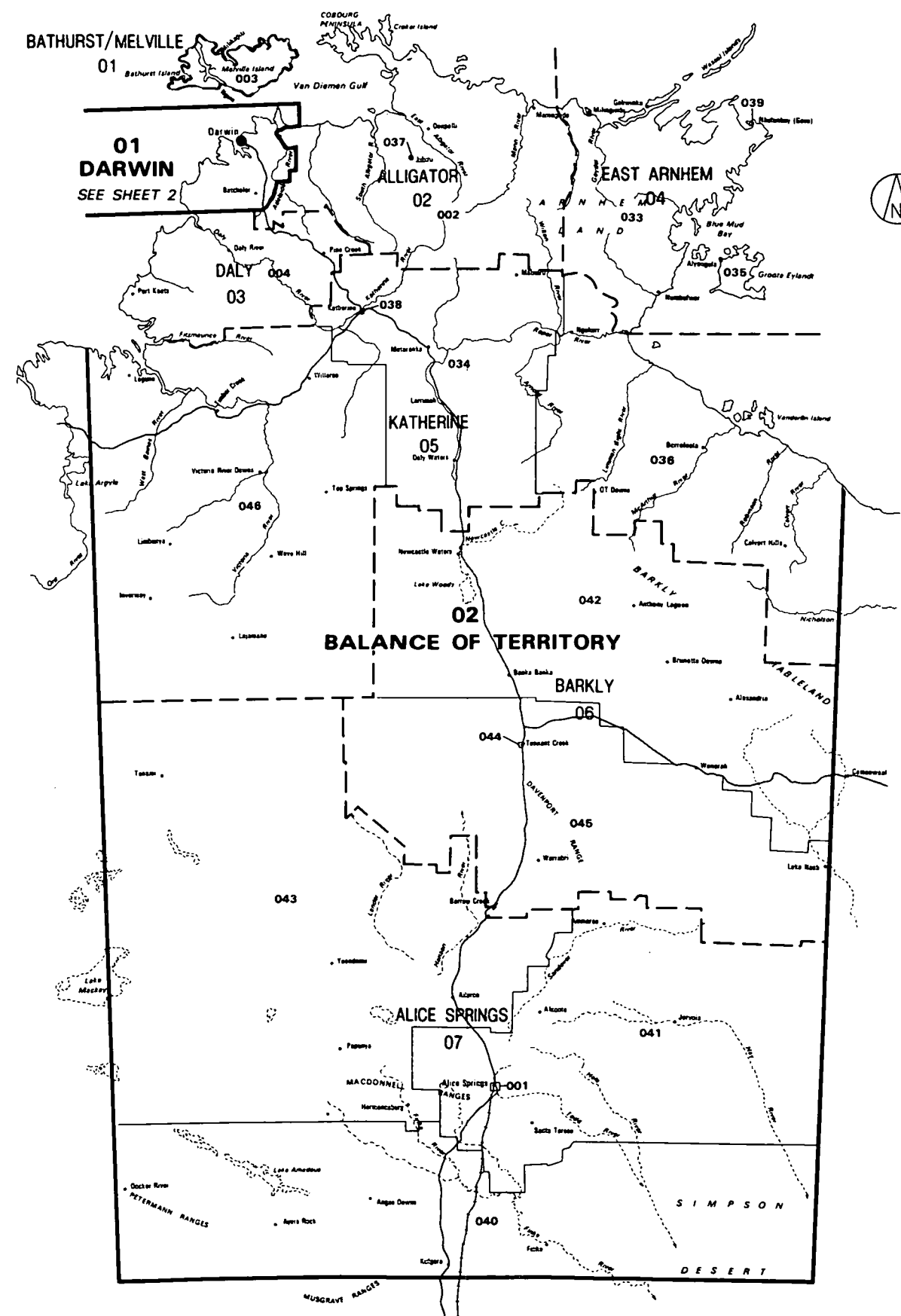
- 001 Alice Springs, Town of
- 002 Alligator — Balance
- 003 Bathurst/Melville
- 004 Daly
- 033 East Arnhem — Balance
- 034 Elsey — Balance
- 035 Groote Eylandt
- 036 Gulf
- 037 Jabiru
- 038 Katherine
- 039 Nhulunbuy
- 040 Petermann
- 041 Sandover — Balance
- 042 Tableland
- 043 Tanami
- 044 Tennant Creek
- 045 Tennant Creek — Balance
- 046 Victoria

Statistical Division **01 DARWIN**

Statistical Subdivision **BARKLY 06**

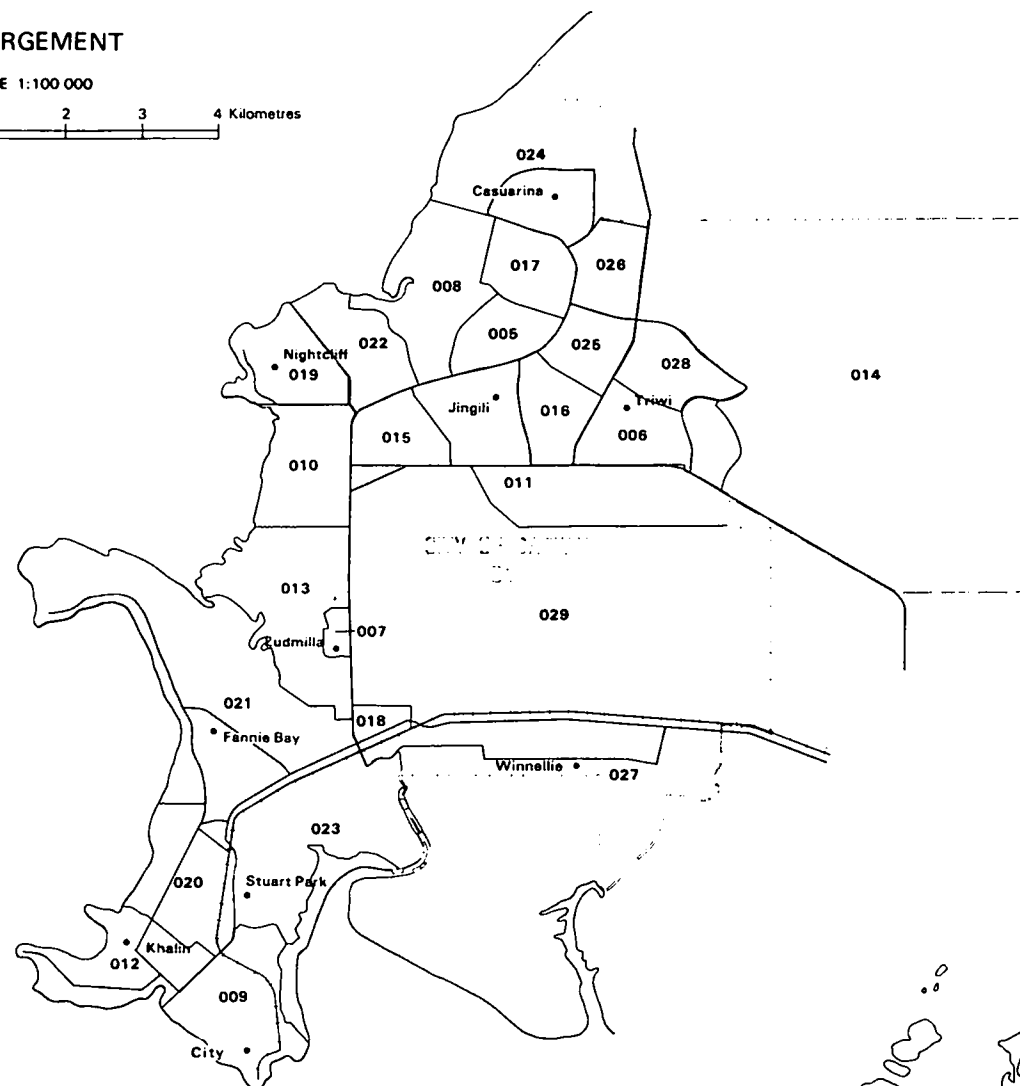
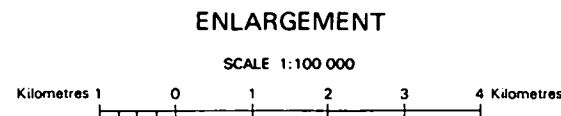
Local Government Area* **045**

*The Northern Territory is divided into areas which are treated as LGAs for census purposes except for City of Darwin and Town of Alice Springs which are legal LGAs.



Prepared for the Australian Bureau of Statistics
by the Division of National Mapping, 1982

© Commonwealth of Australia
Printed by C. J. Thompson, Commonwealth Government Printer, Canberra



LOCAL GOVERNMENT AREAS*

- 005 Alawa
- 006 Anula
- 007 Bagot
- 008 Brinkin
- 009 City
- 010 Coconut Grove
- 011 Jingili
- 012 Larrakeyah
- 013 Ludmilla
- 014 Malak
- 015 Millner
- 016 Moil
- 017 Nakara
- 018 Narrows
- 019 Nightcliff
- 020 Palmerston Gardens
- 021 Parap/Fannie Bay
- 022 Rapid Creek
- 023 Stuart Park
- 024 Tiwi
- 025 Wagaman
- 026 Wanguri
- 027 Winnellie
- 028 Wulagi
- 029 Balance of City of Darwin
- 030 Darwin—Balance 1945 Area
- 031 Darwin—1973 Acquisition
- 032 Darwin—Balance of Statistical Division

Statistical Division **01 DARWIN**

Statistical Subdivision **1973 ACQUISITION 03**

Local government area* **031**

Urban Centre of 25 000 people or more .

* The Northern Territory is divided into areas which are treated as LGAs for census purposes except for City of Darwin and Town of Alice Springs which are legal LGAs.



Prepared for the Australian Bureau of Statistics
by the Division of National Mapping, 1982

DARWIN STATISTICAL DIVISION 1981 CENSUS

