

# QUESTIONS RESULTS



## **National Aboriginal and Torres Strait Islander Survey 1994**

### ***Australian Summary***

ABS Catalogue No. 4191.0

# EMPLOYMENT

## JOBS

Out of every 10 adults, one had a CDEP job, 3 had other jobs, 2 were unemployed but wanted a job, and the other 4 were not looking for work.

## DIFFICULTIES FINDING A JOB

4 in 10 of the unemployed adults gave lack of appropriate jobs as the main reason for their unemployment.

## VOLUNTARY WORK

3 in 10 Aboriginal & Torres Strait Islander adults do some form of unpaid voluntary work.

*Other information includes:*  
Employment History  
Work and cultural obligations  
Income

## FAMILY VIOLENCE

Nearly half of adult females said family violence was a common problem in their area, and a quarter did not know.

*Other information includes:*  
Victims of crime  
Violence  
Experience with Justice

# EDUCATION

## SATISFACTION WITH CHILDREN'S EDUCATION

9 in 10 Aboriginal & Torres Strait Islander parents stated that they were happy with the education their children were receiving at school.

## CULTURE AT SCHOOL

5 in 10 students stated that they were taught about Aboriginal or Torres Strait Islander cultures at school.

## LAW & JUSTICE

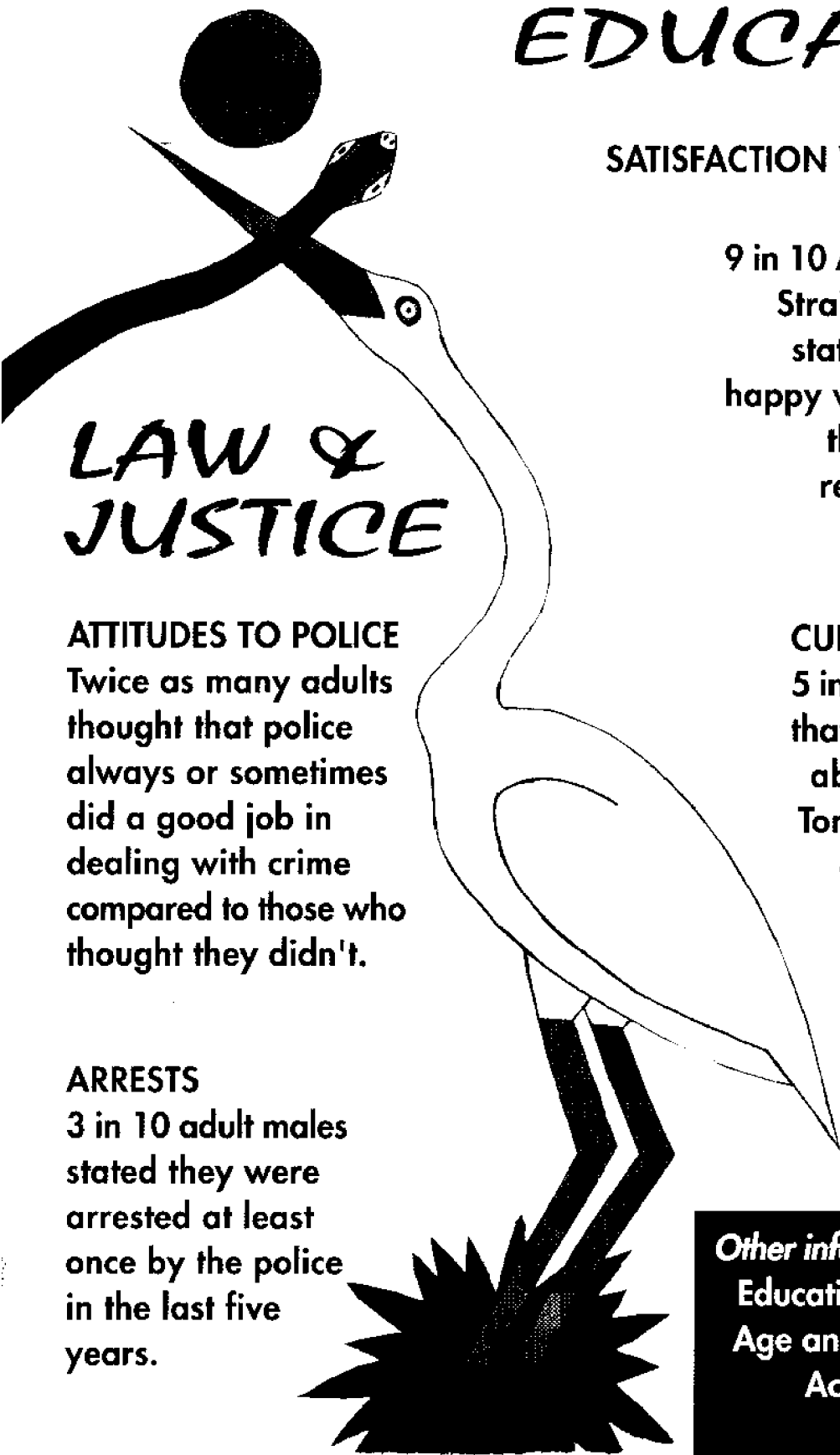
### ATTITUDES TO POLICE

Twice as many adults thought that police always or sometimes did a good job in dealing with crime compared to those who thought they didn't.

### ARRESTS

3 in 10 adult males stated they were arrested at least once by the police in the last five years.

*Other information includes:*  
Education Qualifications  
Age and year left school  
Access to Education  
Training



# FAMILY & CULTURE

## ROLE OF ELDERS

8 in 10 Aboriginal & Torres Strait Islander adults in urban and rural areas said the role of elders was important.

*Other information includes:*

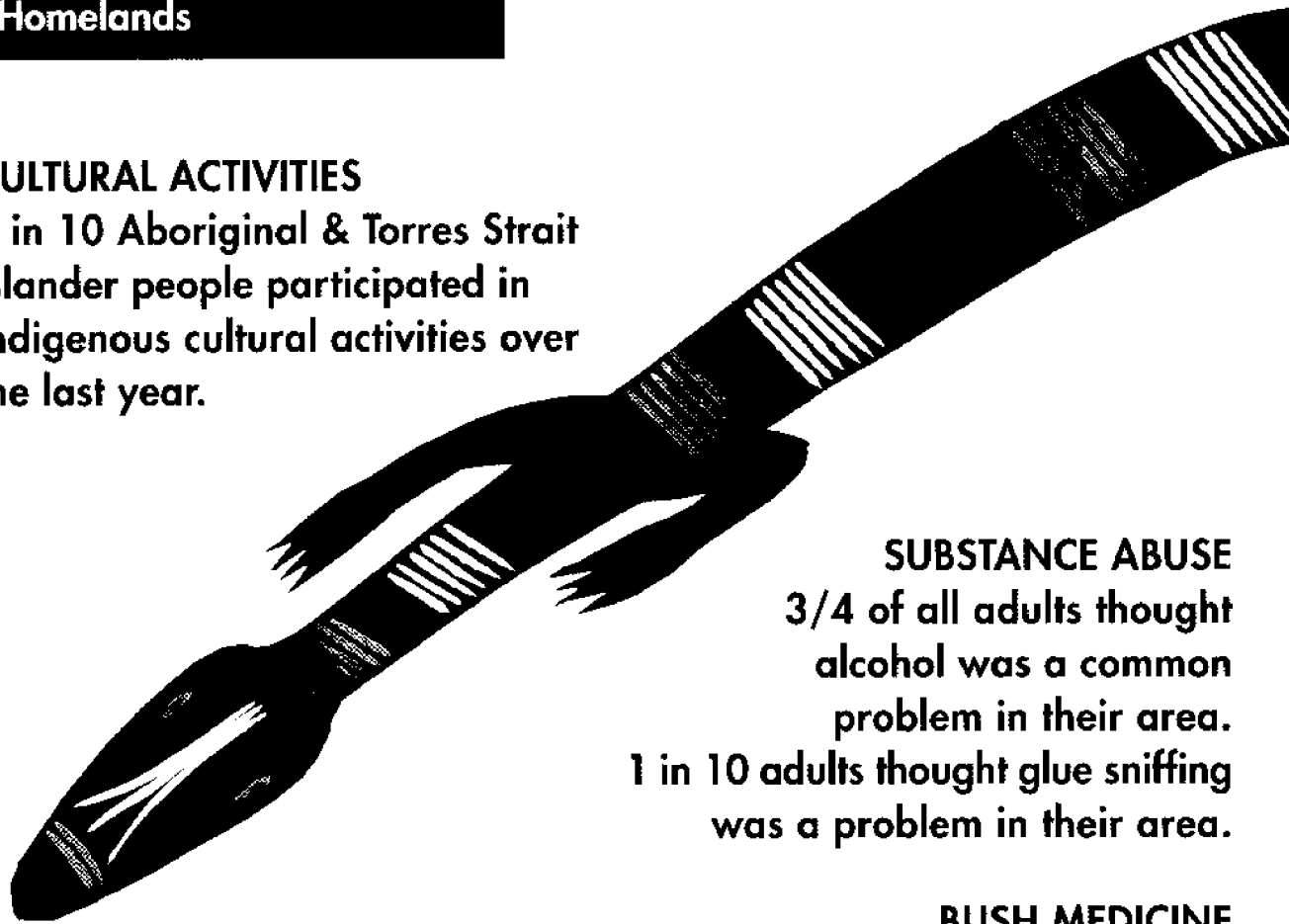
Family  
Language  
Homelands

## FORCED SEPARATION

1 in 10 Aboriginal & Torres Strait Islander people aged more than 24 years said they were taken away as children from their natural families by a mission, the government or welfare.

## CULTURAL ACTIVITIES

6 in 10 Aboriginal & Torres Strait Islander people participated in Indigenous cultural activities over the last year.



## SUBSTANCE ABUSE

3/4 of all adults thought alcohol was a common problem in their area.  
1 in 10 adults thought glue sniffing was a problem in their area.

## BUSH MEDICINE

1 in 10 people used bush medicine to treat a health related problem in the past six months.

# HOUSING

## NUMBER IN HOUSEHOLD

1 in 5 Aboriginal & Torres Strait Islander households had 6 or more people living in them.

## HOME OWNERSHIP

1 in 4 Aboriginal & Torres Strait Islander households either owned or were purchasing their home.

*Other information includes:*

Dwelling Type

Number of bedrooms

Rent and Mortgage

Electricity, gas and water

# HEALTH

## DISTANCE TO HOSPITAL

1 in 10 Aboriginal & Torres Strait Islander people lived more than 100 km from the nearest hospital.

*Other information includes:*

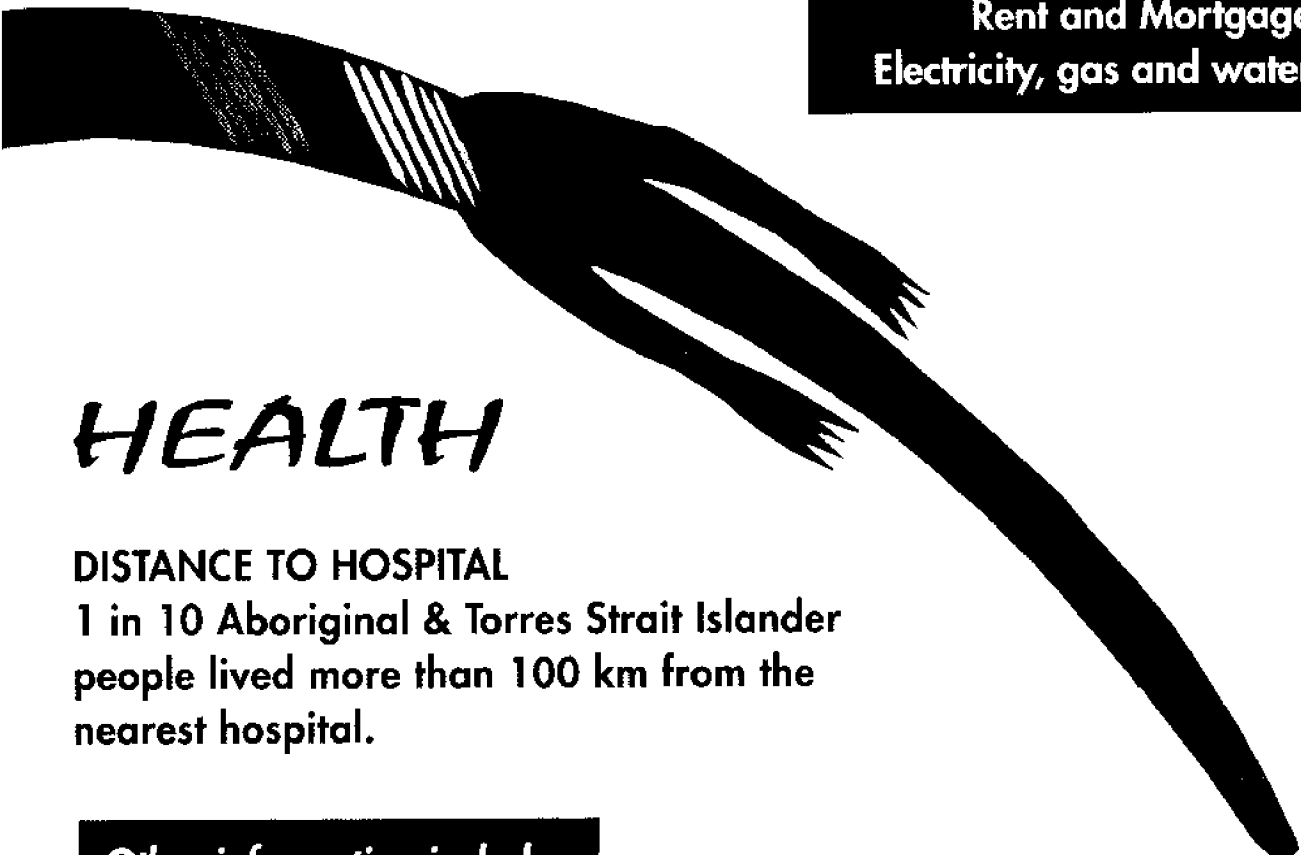
Recent illness

Nutrition

Attitudes to health services

## MAIN HEALTH PROBLEMS

13 in every 100 people reported having a long term asthma condition.



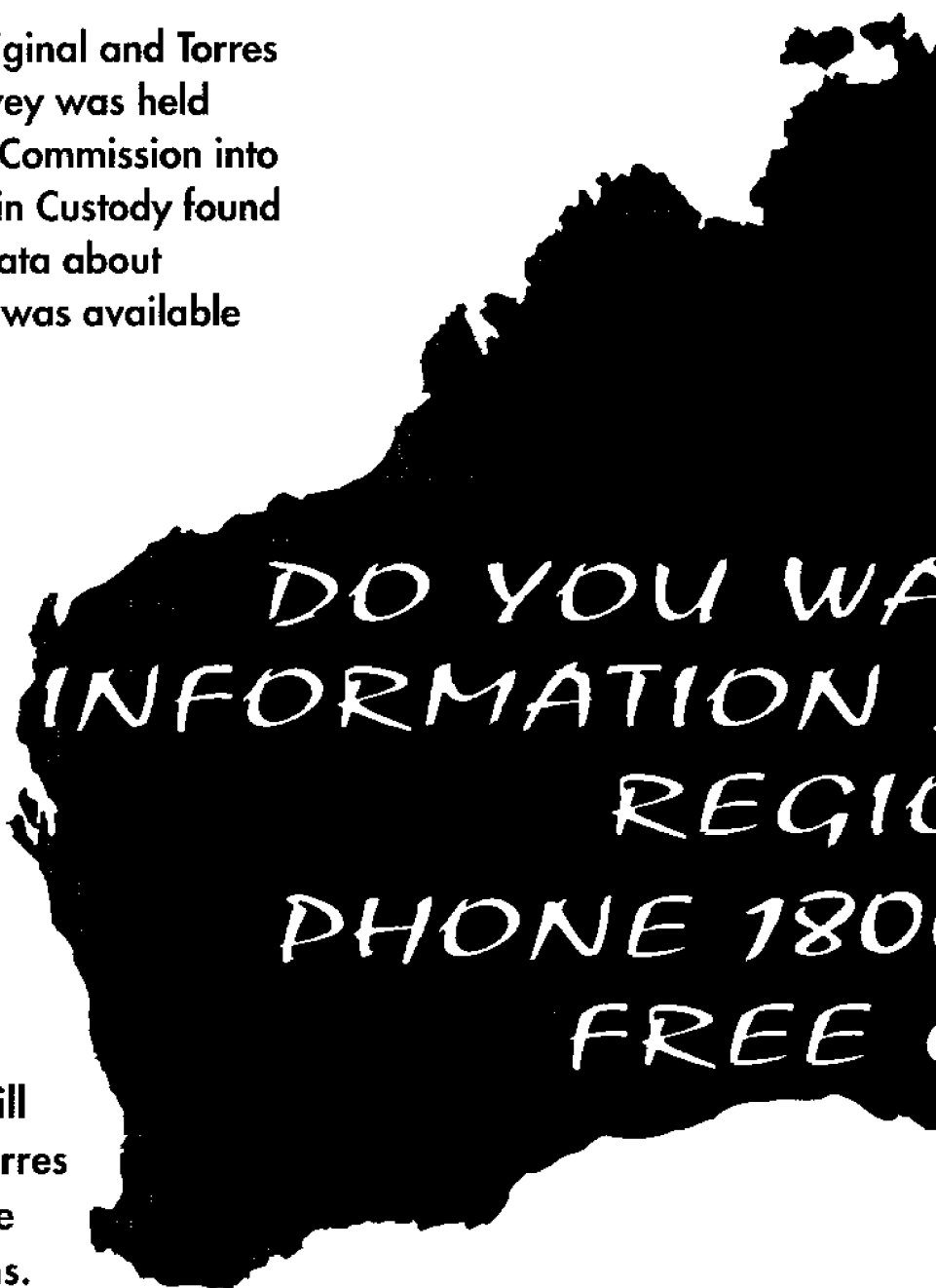
The National Aboriginal and Torres Strait Islander Survey was held because the Royal Commission into Aboriginal Deaths in Custody found little comparable data about Indigenous people was available across Australia.

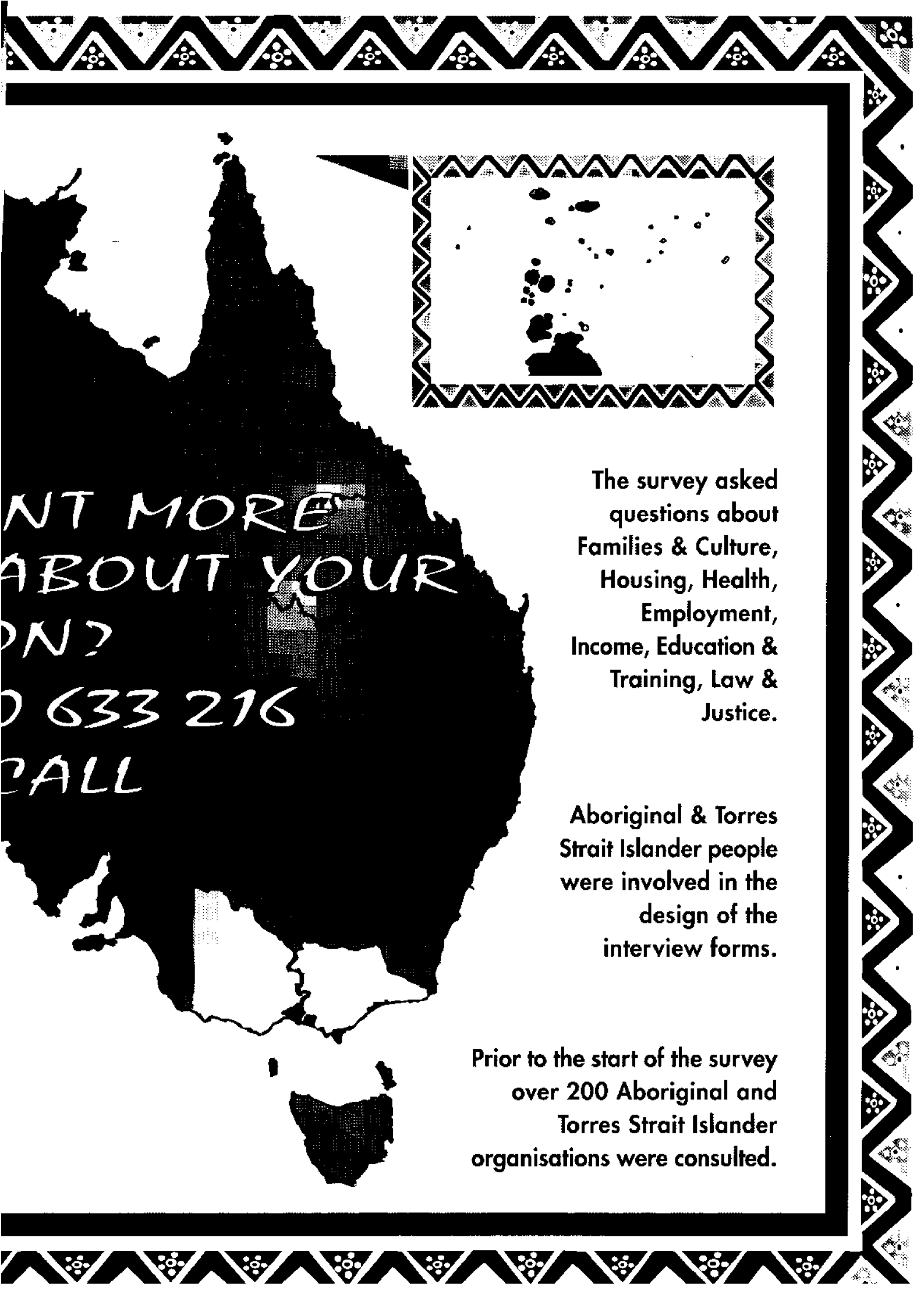
Results are available for each ATSI Region, all States and the Northern Territory and for the whole of Australia.

The survey results will help Aboriginal & Torres Strait Islander people make better decisions.

The survey was done all over Australia, to find out about Aboriginal & Torres Strait Islander people and what they thought about a lot of things important to their people.

Aboriginal & Torres Strait Islander people were employed to carry out the interviews for the survey.






WANT MORE  
ABOUT YOUR  
COUNTRY?  
CALL 0633 216

The survey asked questions about Families & Culture, Housing, Health, Employment, Income, Education & Training, Law & Justice.

Aboriginal & Torres Strait Islander people were involved in the design of the interview forms.

Prior to the start of the survey over 200 Aboriginal and Torres Strait Islander organisations were consulted.



**For  
More  
Information**

Phone (Free call):  
**1800 633 216**  
Fax (089) 410 715

Or write to  
**National Aboriginal &  
Torres Strait Islander  
Statistics Unit**

**Australian Bureau  
of Statistics  
GPO Box 3796  
DARWIN  
NT 0801**

**THANKS TO  
EVERYONE WHO  
TOOK PART IN THE SURVEY**

*Artist: Philip Harris, Ramundi, Darwin*

*Front Cover Painting: Peta Lonsdale, courtesy of Boomalli Aboriginal  
Artists Co-operative Limited, Sydney*

*Produced by the Australian Government Publishing Service  
© Commonwealth of Australia 1995*

**Recommended retail price: \$1.00**



**2419100001943**  
ISBN 0 642 20736 4