

COMMONWEALTH BUREAU OF CENSUS AND STATISTICS,  
CANBERRA, AUSTRALIA.

---

# LABOUR REPORT, 1935.

No. 26.

---

Prepared under Instructions from  
THE HONORABLE THE TREASURER,  
by

ROLAND WILSON, B.COM., D.PHIL., PH.D.,  
Commonwealth Statistician.


---

FEBRUARY, 1937.

---

By Authority :

L. F. JOHNSON, Commonwealth Government Printer, Canberra.  
[C.S. No. 625].—2941.



## PREFACE.

The first Labour Report issued by this Bureau was published in 1912. This Report is the twenty-sixth of the series and deals chiefly with the year 1935. The tabulations, however, include particulars relating to the first half of 1936 as well as for earlier years, in most cases back to 1931.

The subject-matter in the Report has been divided into four main Chapters, covering information in regard to Prices (Wholesale, Retail and International Comparisons); Wages; Employment (Unemployment and Industrial Disputes); Associations (Trade Unions and Employers' Associations); and follows the lines of its immediate predecessors in scope and arrangement.

In view of the many "series" of retail price index-numbers associated with the fixation and adjustment of wages, a short description has been added to Chapter I., Section 2, of the composition of each series and the extent to which they are used for the purposes mentioned; and in Appendix X. appears the full regimen of the "All Items" ("C") Series Index as revised by a Conference of Statisticians held in 1936, and adopted from the September Quarter, 1936. This Index is used by the Commonwealth Arbitration Court for the purpose of fixing and adjusting practically all wages controlled by that Court.

In Chapter II., Section 3, a comprehensive review is given of the judgment of the Commonwealth Court of Conciliation and Arbitration which removed the 10 per cent. reduction of wages imposed by the Court in January, 1931, and established a new system for the fixation and adjustment of the basic wage.

In the Chapter, "Employment", a brief review has been included of the special legislation for the relief of unemployment enacted during 1931 to 1936.

For the purpose of tabulating the results of the investigations which have been made in regard to rates of wage, labour organizations, employers' associations, unemployment, industrial disputes, &c., the following classification of trades and occupations has been adopted:—

### Classification of Industries and Occupations.

I.	Wood, Furniture, Sawmill, Timber-works, &c.	VIII.	Mining, Quarries, &c.
II.	Engineering, Metal Works, &c.	IX.	Railway and Tramway Services.
III.	Food, Drink, and Tobacco—Manufacture and Distribution.	X.	Other Land Transport.
IV.	Clothing, Textiles, &c.	XI.	Shipping, Wharf Labour, &c.
V.	Books, Printing, Bookbinding, &c.	XII.	Pastoral, Agricultural, Rural, Horticultural, &c.
VI.	Other Manufacturing.	XIII.	Domestic, Hotels, &c.
VII.	Building.	XIV.	Miscellaneous.

#### PREFACE.

It is gratifying to record that secretaries of trade unions and of employers' associations, officials of Commonwealth and State Departments, private employers, retail dealers, house agents, and others have readily responded to the somewhat heavy demands made upon them.

Without the help so rendered, the investigations contained herein would have been impossible, and I take this opportunity of expressing my cordial thanks to all who have thus assisted.

The valuable assistance rendered to the Bureau by the Statistical Offices in the various States, especially in regard to the collection of retail prices, is acknowledged, and to the officers concerned I desire to express my sincere thanks.

I am specially indebted to Mr. H. G. Downing, the officer in charge of Labour Statistics in this Bureau, for the care and attention which he has bestowed on the compilation of this Report and in seeing the matter through the press, also to the staff under his control for their cordial co-operation and valuable services.

ROLAND WILSON,  
*Commonwealth Statistician.*

Commonwealth Bureau of Census and Statistics,  
*Canberra, F.C.T., February, 1937.*

## SYNOPSIS.

	Page.		Page.
<b>CHAPTER I.—PRICES.</b>		<b>Chapter 1.—Prices—continued.</b>	
§ 1. Wholesale Prices.		§ 5. International Comparison of Price Index-numbers.	
1. General .. .. .	9	1. Wholesale Prices—Australia and other Countries .. .. .	44
2. Commodities in Groups .. .. .	9	2. Retail Prices—Australia and other Countries .. .. .	45
3. Index-numbers, 1861 to 1936 .. .. .	11		
4. Variations since Outbreak of War .. .. .	11	<b>CHAPTER II.—WAGES.</b>	
5. Seasonal Fluctuations .. .. .	12	§ 1. Operations under Arbitration and Wages Board Acts and Industrial Legislation.	
6. Prices—1934 and 1935 .. .. .	13	1. General .. .. .	44
§ 2. Retail Prices—Food, Groceries and Rent.		2. Acts Regulating Industrial Matters .. .. .	47
1. General .. .. .	13	3. Methods of Administration .. .. .	47
2. The New Composite Unit .. .. .	13	4. Awards and Determinations made and Industrial Agreements filed .. .. .	48
3. Collection of Data .. .. .	15	5. Awards Determinations and Agreements in Force, Boards Authorized and Constituted and Industrial Legislation .. .. .	49
4. Change of Base Period .. .. .	16		
5. Retail Prices and Wage Assessment .. .. .	16	§ 2. Rates of Wage and Hours of Labour.	
6. Retail Prices Capital Cities, 1907 to 1935 .. .. .	18	1. General .. .. .	55
7. Change of Basis for Rent Constituent .. .. .	19	2. Adult Male Weekly Wages—States, 1914 to 1935 .. .. .	57
8. Retail Prices 30 Towns, 1931 to 1936 .. .. .	19	3. Adult Male Weekly Wages—Industrial Groups, 1914 to 1935 .. .. .	57
9. Population Weights .. .. .	23	4. Adult Female Weekly Wages—States, 1914 to 1935 .. .. .	59
10. Retail Price Index-numbers in Terms of Currency .. .. .	23	5. Adult Female Weekly Wages—Industrial Groups, 1914 to 1935 .. .. .	60
11. Price Details, 1935 .. .. .	25	6. Hours of Labour and Weekly and Hourly Rates of Wage, 31st December, 1935 .. .. .	60
Retail Price Index-numbers base, 1911—(used by Commonwealth Court of Conciliation and Arbitration) <i>vide</i> Appendix VII. and VIII. .. .. .	168	7. Average Nominal Weekly Wage—Adult Males—States—1891 to 1935 .. .. .	63
§ 3. Food, &c., Clothing and Miscellaneous.		8. Average Nominal Weekly Wage—Adult Males—Industrial Groups—1891 to 1935 .. .. .	63
1. General .. .. .	25	9. Hourly Rates of Wage—Adult Males—1914 to 1935 .. .. .	64
2. Methods and Regimen Adopted .. .. .	26	10. Weighted Average Nominal Hours of Labour—Adult Males—1914 to 1935 .. .. .	65
3. Base .. .. .	29	11. Hourly Rates of Wage—Adult Females—1914 to 1935 .. .. .	66
4. Variations 30 Towns .. .. .	29	12. Weighted Average Nominal Hours of Labour—Adult Females—1914 to 1935 .. .. .	67
5. Retail Prices November, 1914 1921 and 1929 to 2nd Quarter 1936 .. .. .	29	13. Nominal and Effective Wages—1901 to 1935 .. .. .	68
Retail Prices November, 1915 to 1920 .. .. .	36	14. Effective or Real Wages and Standard of Comfort—1901 to 1935 .. .. .	69
Relative Expenditure on Food, Rent, Clothing and Miscellaneous Household Expenditure, 1934 and 1935 .. .. .	37	15. Productive Activity .. .. .	71
§ 4. Retail Price Index-numbers, 200 Towns.			
1. General .. .. .	38		
2. Results, 1933 to 1935 .. .. .	38		
3. Comparison of Capitals and other towns .. .. .	42		
4. Rent Reduction Acts .. .. .	43		

	Page.
<b>Chapter II.—Wages—continued.</b>	
<b>§ 3. The Basic Wage and Child Endowment in Australia.</b>	
1. The Basic Wage .. .. .	74
2. Basic Wage Inquiry, 1934 .. .. .	76
3. State Basic Wages .. .. .	82
4. Royal Commission on Basic Wage .. .. .	88
5. Child Endowment .. .. .	88

**CHAPTER III.—EMPLOYMENT.****§ 1. Industrial Disputes.**

1. General .. .. .	89
2. Industrial Disputes in Industrial Groups, 1935 .. .. .	89
3. Particulars of Principal Disputes in 1935 .. .. .	91
4. Industrial Disputes, 1931 to 1935 .. .. .	92
5. Duration of Industrial Disputes .. .. .	94
6. Causes of Industrial Disputes .. .. .	96
7. Results of Industrial Disputes .. .. .	98
8. Methods of Settlement .. .. .	101

**§ 2. Fluctuations in Employment.**

1. General .. .. .	103
2. Unemployment—States, 1935 .. .. .	103
Australia, 1921 to 1936 .. .. .	104
3. Unemployment by Industries .. .. .	105
4. Unemployment—States .. .. .	106
5. Causes of Unemployment .. .. .	107
6. Seasonal Employment in Australia .. .. .	107
7. Special Legislation for Relief of Unemployment .. .. .	107
8. Unemployment Relief—Sustenance Rates .. .. .	109
9. Unemployment Relief Funds .. .. .	117
10. Numbers in Receipt of Sustenance .. .. .	121

**§ 3. State Free Employment Bureaux.**

1. General .. .. .	121
2. Applications and Positions Filled .. .. .	122

**§ 4. Industrial Accidents.**

1. Source of Information .. .. .	122
2. Number of Accidents Reported .. .. .	123
3. Accidents in Industrial Groups .. .. .	123
4. Mining Accidents .. .. .	124

**CHAPTER IV.—ASSOCIATIONS.****§ 1. Labour Organizations.**

1. General .. .. .	125
2. Trade Unions and Branches—Number and Membership, 1931 to 1935 .. .. .	126
3. Trade Unions—Industrial Groups, 1931 to 1935 .. .. .	127
4. Trade Unions—Number and Percentage of Male and Female Members .. .. .	128
5. Trade Unions—Classification according to Number of Members, 1931 to 1935 .. .. .	130
6. Interstate or Federated Trade Unions .. .. .	130

**Chapter IV.—Associations—continued.**


	Page.
7. Central Labour Organizations .. .. .	131
8. Organizations registered under Commonwealth Conciliation and Arbitration Act .. .. .	132
<b>§ 2. Employers' Associations.</b>	
1. General .. .. .	132
2. Employers' Associations in each State, 1931 to 1935 .. .. .	132
3. Employers' Associations in Industrial Groups, 1934 and 1935 .. .. .	133
4. Employers' Associations in Membership Groups, 1931 to 1935 .. .. .	134
5. Federations of Employers' Associations .. .. .	134
<b>§ 3. International Comparisons.</b>	
1. The International Labour Conferences .. .. .	135
2. Unemployment in other Countries .. .. .	136
3. Retail Prices of Food—Australia and other Countries .. .. .	137

**APPENDIX.**

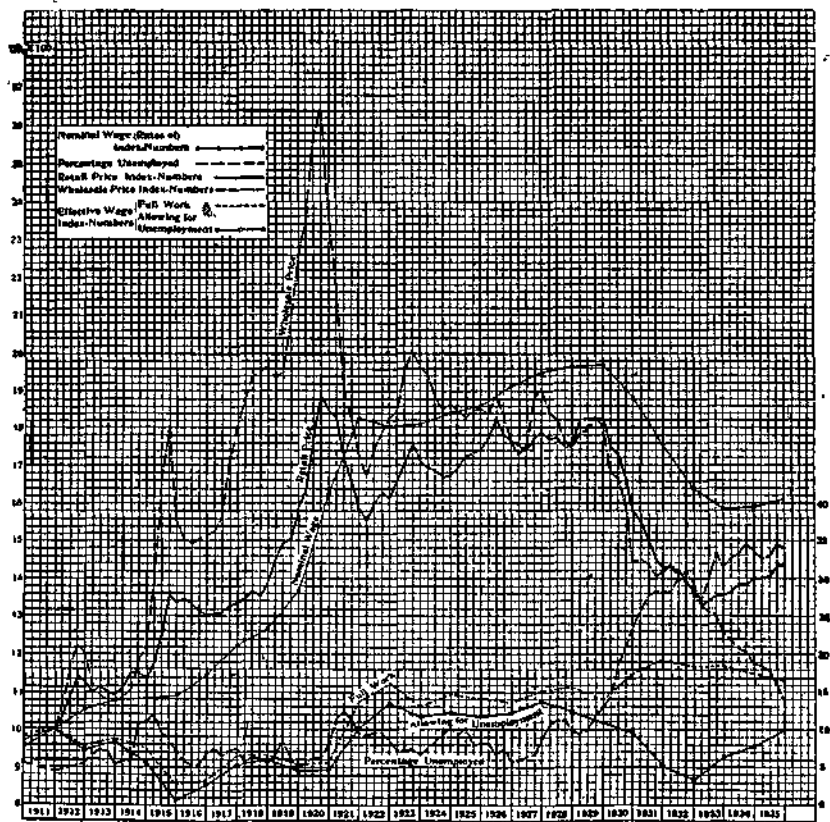
Section I. Wholesale Prices, 1934 and 1935 .. .. .	140
" II. Retail Prices, Capital Cities, 1935 .. .. .	141
" III. House Rents, 30 Towns, 1931 to 1935 .. .. .	147
" IV. Minimum Rates of Wage and Hours of Labour for Adult Male Workers, 31st December, 1934 .. .. .	148
" V. Minimum Rates of Wage and Hours of Labour for Adult Female Workers, 31st December, 1935 .. .. .	162
" VI. Rates of Wage and Hours of Labour, Australia and other Countries .. .. .	165
" VII. Retail Price Index-numbers (1911 base) (Commonwealth Court Series)—	
Food and Groceries only .. .. .	168
Rent (all houses) .. .. .	170
Food, Groceries and Rent (all houses) .. .. .	172
Food, Groceries and Rent (all houses) 1921 to 1935 .. .. .	174
" VIII. Retail Price Index-numbers. The "Harvester-All Items" Index ("D" Series) (for use of Commonwealth Court) .. .. .	175
" IX. Comparative Index-numbers (1911 Base) .. .. .	176
" X. Retail Prices—Revised Regimens (1936) .. .. .	177

**GRAPHS.**

1. Retail Prices, Wholesale Prices and Nominal and Effective Wage Index-numbers and Percentage of Unemployed .. .. .	8
2. Industrial Disputes—Working Days lost in Industrial Groups, 1913 to 1935 .. .. .	95



RETAIL, AND WHOLESALE PRICES, NOMINAL AND EFFECTIVE OR REAL WAGE INDEX-NUMBERS, AND PERCENTAGE OF UNEMPLOYED.—AUSTRALIA, 1911 TO 1935.



NOTE.—The figures on the right represent the scale for the percentage unemployed according to trade-union returns. The figures on the left represent the scale for the several index-numbers, the year 1911 being taken in each case as base (= 1,000). Since the end of the year 1911, the Retail Price Index-numbers (weighted average cost of food, groceries, and house rent (all houses) for the six capital cities), and the Wholesale Price Index-number (Melbourne) are shown in each quarter, while unemployment percentages are shown quarterly since the end of the year 1917 only. The other index-numbers, average nominal wage for adult males and real wage (full work and allowing for unemployment) for adult males, since 1913 refer to the average for the whole year, but for the purposes of convenience are plotted on the graph as at the end, not the middle, of the year. Retail Price and Wholesale Price Index-numbers show the average level during the whole of each quarter, and they also for convenience are plotted at the end, and not the middle, of each quarter.