



MIGRATION

AUSTRALIA

EMBARGO: 11.30AM (CANBERRA TIME) WED 18 DEC 2013

CONTENTS

	<i>page</i>
Notes	2
List of tables	4

CHAPTERS

1 Australia's Population by Country of Birth	7
2 Net Overseas Migration	10
3 Net Interstate Migration	13

ADDITIONAL INFORMATION

Explanatory Notes	15
Abbreviations	26
Appendix—Passenger Cards	27
Glossary	29
Bibliography	38

INQUIRIES

For further information about these and related statistics, contact the National Information and Referral Service on 1300 135 070 or Jessica Neilson on Hobart (02) 6222 5792.

NOTES

ABOUT THIS PUBLICATION	This publication brings together statistics on international migration into and out of Australia, internal migration within Australia (including interstate and intrastate) and information on overseas-born residents of Australia.
STATUS OF DATA WITHIN THIS PUBLICATION	The status of estimated resident population (ERP) by country of birth, and the components of population change (natural increase, net interstate migration (NIM) and net overseas migration (NOM)), are referred to as either preliminary, revised or final. For further information see paragraph 9 of the Explanatory Notes.
DATA NOTES	In this publication, figures have sometimes been rounded. Rounded figures and unrounded figures should not be assumed to be accurate to the last digit shown. Where figures have been rounded, discrepancies may occur between the sums of component items and totals. Analysis featured in this publication is based on unrounded data. Calculations made on rounded data may differ to those published.
ESTIMATED RESIDENT POPULATION BY COUNTRY OF BIRTH	<p>This issue contains final rebased Estimated Resident Population (ERP) country of birth data based on the 2011 Census of Population and Housing for the September 2006 to June 2011 period.</p> <p>This release also contains revised historical ERP by country of birth from 1992 to June 2006. This process is known as 'recasting', and is a response to a methodological improvement in the Census Post Enumeration Survey. For more information on recasting, see <i>Feature Article: Recasting 20 Years of ERP in Australian Demographic Statistics - December 2012 quarter</i> (cat. no. 3101.0).</p> <p>In addition, from 2006 the historical ERP by country of birth series has been updated based on improved imputations from the rebuild of the overseas arrivals and departures (OAD) system. In particular improvements to the quality of country of birth data of New Zealand citizens. For more information on the imputation refer to Appendix 1 of <i>Further Improvements to Net Overseas Migration</i> (cat. no. 3412.0.55.002).</p> <p>In addition, ERP by Country of Birth by State and Territory is now available based on the 2011 Census. This data is only available for Census years.</p>
NET OVERSEAS MIGRATION	<p>In 2013, the Australian Bureau of Statistics (ABS) further improved the quality and supply of final and preliminary NOM statistics. These improvements include:</p> <ul style="list-style-type: none"> ■ improving the quality of input data used in estimating NOM due to a rebuild of the OAD system; ■ improvements made to preliminary NOM estimation thereby improving quarterly preliminary ERP; ■ improvements to the quality of various characteristics available from the final NOM data collection, in particular country of birth data; and ■ a change to the revision cycle for publishing final NOM from a six monthly to a quarterly revision cycle. <p>For more information see <i>Further Improvements to Net Overseas Migration</i> (cat. no. 3412.0.55.002).</p>

REBUILD OF THE
OVERSEAS ARRIVALS AND
DEPARTURES SYSTEM
(ROADS)

The ABS undertook a rebuild of the Overseas Arrivals and Departures (OAD) system in 2013. The primary aim was to improve the quality of OAD data, given its importance as input to a broad range of estimates, including the estimation of Net Overseas Migration and the Estimated Resident Population by country of birth, which are both featured within this publication. For more information refer to '*Fact Sheet: Rebuild of Overseas Arrivals and Departures System*', which can be downloaded from the 'Downloads' tab of this release.

UPDATE OF COUNTRY
CLASSIFICATION

The country classification used within this publication is based on the latest version of the *Standard Australian Classification of Countries (SACC), 2011, Version 2.2*. For more information and codes see the Country Classification spreadsheet in the 'Downloads' tab of this publication online.

Brian Pink
Australian Statistician

LIST OF TABLES AND GRAPHS

page

CHAPTER 1 – AUSTRALIA'S POPULATION BY COUNTRY OF BIRTH

1.1	Australia's population born overseas—Year ended 30 June 1893 to 2013 (graph)	8
1.2	Country of birth, Proportion of Australia's population—Year ended 30 June 2003, 2008 and 2013 (graph)	8
1.3	Estimated resident population, State and Territory composition, top 15 countries of birth — Year ended 30 June 2006 and 2011	10

CHAPTER 2 – NET OVERSEAS MIGRATION

2.1	Net overseas migration (NOM), Australia—1972–73 to 2012-13 (graph)	11
2.2	NOM, Selected characteristics, State and territory—2012-13	12
2.3	NOM, by major groupings and visa, Australia—2011	13

CHAPTER 3 – NET INTERSTATE MIGRATION

3.1	Interstate migration flows—2012-13 (graph)	14
3.2	Net interstate migration—2003-04 to 2012-13	15

EXPLANATORY NOTES

Status of quarterly estimated resident population (ERP) data—as at 17 December 2013	17
NOM adjustment methods used—September quarter 1996 onwards	22

APPENDIX 1 – PASSENGER CARDS

Incoming Passenger Card—Front (graphic)	27
Incoming Passenger Card—Back (graphic)	27
Outgoing Passenger Card—Front (graphic)	28
Outgoing Passenger Card—Back (graphic)	28

ADDITIONAL TABLES AVAILABLE ON THE ABS WEBSITE

MIGRATION, AUSTRALIA (CAT. NO. 3412.0)

- 1 Estimated resident population, Countries of birth, Age and sex—30 June 1992 to 2013, also available as an ABS.Stat Dataset — see Table 12

ADDITIONAL TABLES AVAILABLE ON THE ABS WEBSITE *continued*MIGRATION, AUSTRALIA (CAT. NO. 3412.0) *continued*

- 2** Net overseas migration, Arrivals and departures, State/territory, Age and sex— Calendar and Financial years, 2004 to 2013, also available as an ABS.Stat Dataset — see Tables 13 and 14
- 3** Interstate migration, Arrivals, departures and net, State/territory, Age and sex— Calendar and Financial years, 1997 to 2013, also available as an ABS.Stat Dataset — see Tables 15 and 16
- 4** Estimated resident population, Country of birth, Median age—30 June 1992 to 2013
- 5** Estimated resident population, Country of birth, Sex ratio—30 June 1992 to 2013
- 6** Estimated resident population, Country of birth, State/territory, Age and sex — 30 June 1996
- 7** Estimated resident population, Country of birth, State/territory, Age and sex — 30 June 2001
- 8** Estimated resident population, Country of birth, State/territory, Age and sex — 30 June 2006
- 9** Estimated resident population, Country of birth, State/territory, Age and sex — 30 June 2011
- 10** Net overseas migration, Arrivals and departures, State/territory, Major groupings and visa, calendar years —2004 to 2011
- 11** Net overseas migration, Arrivals and departures, State/territory, Major groupings and visa, financial years —2004-05 to 2010-11
- 12** Estimated resident population, Countries of birth, Age and sex—30 June 1992 to 2013 (ABS.Stat Dataset)
- 13** Net overseas migration, Arrivals and departures, State/territory, Age and sex— Calendar years 2004 to 2012 (ABS.Stat Dataset)
- 14** Net overseas migration, Arrivals and departures, State/territory, Age and sex— Financial years 30 June 2004 to 2013 (ABS.Stat Dataset)
- 15** Interstate migration, Arrivals, departures and net, State/territory, Age and sex— Calendar years 1997 to 2012 (ABS.Stat Dataset)
- 16** Interstate migration, Arrivals, departures and net, State/territory, Age and sex— Financial years 30 June 1997 to 2013 (ABS.Stat Dataset)

AUSTRALIAN DEMOGRAPHIC STATISTICS (CAT. NO. 3101.0)

- 1** Population change, Summary, Australia—June 1981 onwards (quarterly)

ADDITIONAL TABLES AVAILABLE ON THE ABS WEBSITE *continued*AUSTRALIAN DEMOGRAPHIC STATISTICS (CAT. NO. 3101.0) *continued*

- 2** Population change, Components, States and territories—June 1981 onwards (quarterly)
- 4** Estimated resident population, States and territories—June 1981 onwards (quarterly)
- 16A** Interstate arrivals, States and territories—June 1981 onwards (quarterly)
- 16B** Interstate departures, States and territories—June 1981 onwards (quarterly)
- Data cube** Australian demographic statistics, Electronic spreadsheets of all tables published in *Australian Demographic Statistics* (quarterly)
- Data cube** Interstate migration, Arrivals and departures, States and territories, sex, Sep 1986 onwards (quarterly)

AUSTRALIAN HISTORICAL POPULATION STATISTICS (CAT. NO. 3105.0.65.001)

- 1** Population size and growth
- 2** Aboriginal and Torres Strait Islander peoples
- 3** Population distribution
- 4** Population age-sex structure
- 8** Migration
- 9** Country of birth
- 10** Overseas arrivals and departures

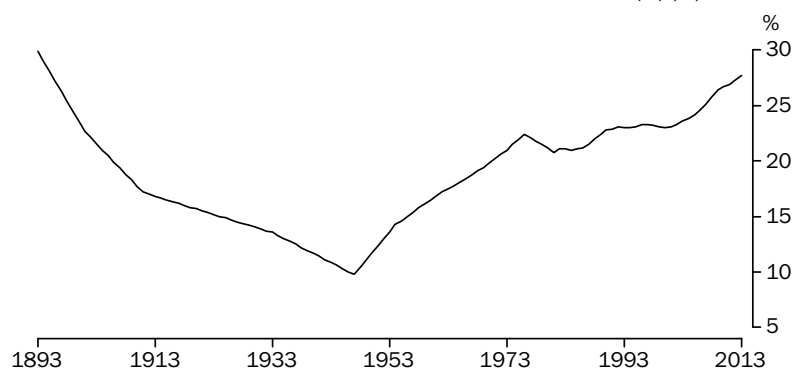
CHAPTER 1

AUSTRALIA'S POPULATION BY COUNTRY OF BIRTH

AUSTRALIA'S POPULATION BY COUNTRY OF BIRTH

The cultural and linguistic diversity of Australia's resident population has been reshaped over many years by migration. Historically, more people immigrate to, than emigrate from, Australia. At 30 June 2013, 27.7% of the estimated resident population (ERP) was born overseas (6.4 million people). This was an increase from 30 June 2012, when 27.3% of the ERP was born overseas (6.2 million people). In 2003, ten years earlier, 23.6% of the ERP were born overseas (4.7 million people).

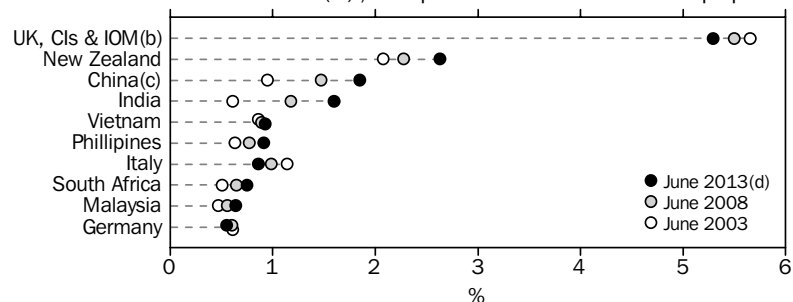
1.1 AUSTRALIA'S POPULATION BORN OVERSEAS (a)(b)



(a) Census years only until 1981. Post 1981 based on estimated resident population at 30 June.
(b) Estimates for 1992–2006 have been recast and estimates from June quarter 2012 onwards are preliminary—see paragraph 9 of the Explanatory Notes.

Persons born in the UK continued to be the largest group of overseas-born residents, accounting for 5.3% of Australia's total population at 30 June 2013. This was followed by persons born in New Zealand (2.6%), China (1.8%), India (1.6%) and Vietnam (0.9%).

1.2 COUNTRY OF BIRTH (a), Proportion of Australia's population



(a) Based on the top 10 countries of birth (excluding Australia) at 30 June 2013.
(b) United Kingdom, Channel Islands and Isle of Man.
(c) Excludes SARs and Taiwan.
(d) Estimates for 1992–2011 are recasted and estimates from June quarter 2012 onwards are preliminary—see paragraph 9 of the Explanatory Notes.

AUSTRALIA'S POPULATION
BY COUNTRY OF BIRTH
continued

Over the last 10 years, the proportion of the Australian population who were born in the United Kingdom decreased from 5.7% in 2003 to 5.3% in 2013. Conversely, the proportions increased for people born in New Zealand (from 2.1% to 2.6%), China (from 1.0% to 1.8%) and India (from 0.6% to 1.6%).

In terms of Australia's population growth, for the top 50 countries of birth (excluding Australia) at 30 June 2013, persons born in Nepal had the highest rate of increase between 2003 and 2013 with an average annual growth rate of 26.3%. However, this growth began from a small base of 3,000 persons at 30 June 2003. The second fastest increase over this period was in the number of persons born in India (12.0% per year on average), followed by those born in Pakistan (11.4%), Bangladesh (10.9%) and Sudan (9.2%). Of the top 50 countries of birth, the number of persons born in Serbia decreased the most, with an average annual decrease of 3.1%, followed by Hungary with an annual decrease of 1.3%.

STATE AND TERRITORY
COMPOSITION OF
COUNTRY OF BIRTH

Australia's estimated resident population (ERP) by country of birth at the state and territory level is only available for Census years, with the latest being 2011. Table 1.3 shows the composition by country of birth for each state and territory, for the top fifteen countries ranked at the national level.

Western Australia recorded the highest proportion of overseas born residents in their population at 33.4% (786,500 persons), and also the largest increase in the proportion of overseas born residents, up from 29.9% in 2006. Victoria recorded the second highest proportion with 28.7% of its residents born overseas (1,589,800 persons), up from 26.3% in 2006. Tasmania (12.6% or 64,200 persons) and the Northern Territory (18.8% or 43,600 persons) had the lowest proportion of overseas born residents, both well below the Australian level of 26.9% recorded in 2011 (6,018,200 persons).

In 2011, Western Australia had the highest proportion of people born in the United Kingdom (10.9%), more than double the Australian proportion of 5.4%. The highest proportion of New Zealand born residents was in Queensland (4.8%).

In Victoria, there were higher proportions of residents born in India (2.3%), Italy (1.5%), Vietnam (1.4%), Greece (1.1%) and Sri Lanka (0.9%) than any other state or territory. New South Wales had the highest proportion of people born in China (2.6%) and Lebanon (0.9%). The Northern Territory had the highest proportion of people born in the Philippines (1.9%), while Western Australia recorded the highest proportion of people born in South Africa (1.7%) and Malaysia (1.2%). The proportion of residents born in Germany, the Netherlands and the United States of America were fairly evenly spread across all states and territories.

1.3 ESTIMATED RESIDENT POPULATION, State and territory composition(a)—Top 15 countries of birth(b)—30 June 2006 and 2011(c)

	NSW	Vic.	Qld	SA	WA	Tas.	NT	ACT	Aust. (d)
	000	000	000	000	000	000	000	000	000
2006									
Australia	4 955.4	3 729.5	3 218.1	1 212.6	1 436.7	433.1	176.3	256.1	15 419.3
Overseas-born									
UK, CI & IOM(e)	291.3	221.6	210.4	128.7	232.9	24.4	7.2	16.9	1 133.5
New Zealand	120.0	71.3	166.8	12.6	54.2	4.7	4.0	4.4	437.9
China(f)	139.4	68.5	18.4	9.7	10.0	1.2	0.4	4.4	252.0
Italy	60.6	89.9	15.4	24.4	23.6	1.2	0.6	2.4	218.0
Vietnam	71.1	65.2	14.5	11.7	12.0	0.2	0.7	2.6	178.0
India	66.7	60.0	12.7	7.6	17.7	1.0	0.8	3.2	169.7
Philippines	68.2	31.8	22.0	6.3	8.1	1.1	2.4	1.9	141.9
Greece	41.5	63.3	4.8	12.3	3.6	0.7	1.3	1.4	129.0
Germany	36.4	32.5	23.7	13.7	12.1	2.5	1.1	2.7	124.7
South Africa	37.7	21.8	26.1	5.1	25.9	1.2	0.5	1.2	119.5
Malaysia	26.6	34.7	10.9	6.0	23.1	1.1	0.7	2.0	105.7
Netherlands	21.9	26.2	17.8	8.9	12.2	2.9	0.6	1.4	91.8
Lebanon	64.1	17.1	1.5	1.7	1.0	0.1	—	0.4	85.9
Hong Kong	43.3	19.7	8.9	2.7	4.7	0.4	0.2	1.4	81.4
USA	26.4	16.0	14.6	4.1	8.3	1.4	1.5	2.4	74.7
Total overseas-born	1 787.3	1 331.8	789.9	339.9	613.9	56.2	32.7	79.1	5 031.6
Total	6 742.7	5 061.3	4 008.0	1 552.5	2 050.6	489.3	209.1	335.2	20 451.0
2011									
Australia	5 175.4	3 948.1	3 471.5	1 250.7	1 566.9	447.3	187.7	272.0	16 321.8
Overseas-born									
UK, CI & IOM(e)	300.2	228.4	232.6	128.9	256.1	25.0	7.6	16.9	1 196.0
New Zealand	128.8	89.3	215.6	14.1	81.0	5.5	4.8	4.8	544.0
China(f)	190.0	112.8	33.2	19.3	20.5	2.3	1.1	8.0	387.4
India	109.1	126.8	34.9	21.0	34.6	1.7	2.4	6.5	337.1
Vietnam	80.6	76.2	18.3	13.4	14.6	0.3	0.8	3.3	207.6
Italy	56.8	82.7	14.6	22.1	21.7	1.1	0.5	2.2	201.7
Philippines	79.4	42.3	33.1	9.8	19.9	1.4	4.4	2.7	193.0
South Africa	44.8	26.6	39.4	6.7	39.8	1.7	0.9	1.7	161.6
Malaysia	31.4	45.7	14.8	8.0	29.4	1.4	0.8	2.5	134.1
Germany	36.5	32.2	24.6	12.8	13.2	2.5	1.2	2.6	125.7
Greece	39.0	60.1	4.2	11.4	3.2	0.6	1.4	1.3	121.2
Sri Lanka	27.5	50.4	9.0	3.0	6.3	0.3	0.6	2.6	99.7
USA	31.4	19.4	18.4	4.6	10.4	1.7	1.4	2.8	90.1
Lebanon	66.5	18.5	1.6	1.7	1.2	0.1	0.1	0.4	90.0
Netherlands	21.1	24.6	17.3	8.2	11.8	2.8	0.6	1.3	87.7
Total overseas-born	2 043.1	1 589.8	1 005.3	388.9	786.5	64.2	43.6	96.0	6 018.2
Total	7 218.5	5 537.8	4 476.8	1 639.6	2 353.4	511.5	231.3	368.0	22 340.0

— nil or rounded to zero (including null cells)

(a) Country of birth is available at the state and territory level in census years only.

(b) The top 15 countries of birth are at the Australia level for 2006 and again for 2011.

(c) Estimates for 2006 have been recast—see paragraph 9 of the Explanatory Notes.

(d) Includes Other Territories. See paragraphs 62 - 63 of the Explanatory Notes.

(e) United Kingdom, Channel Islands and Isle of Man.

(f) Excludes SARs and Taiwan.

CHAPTER 2

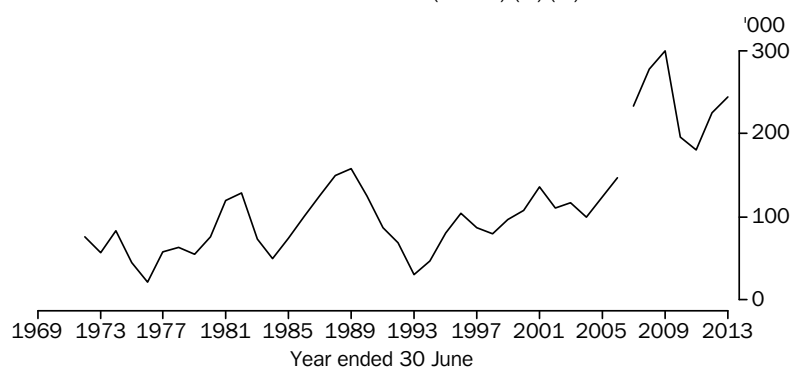
NET OVERSEAS MIGRATION

NET OVERSEAS MIGRATION

Net overseas migration (NOM) is the net gain or loss of population through immigration to Australia and emigration from Australia. Data provided by the Department of Immigration and Border Protection (DIBP) is used by the Australian Bureau of Statistics (ABS) to calculate the official NOM estimates each quarter.

In 2012-13, NOM increased from the previous year reaching an annual estimate of 244,400 persons, which was 8.6% (19,300 persons) more than in 2011-12. NOM in 2011-12 was 225,100 persons, which was 24.8% (44,700 persons) more than the dip experienced in 2010-11 when NOM added 180,400 persons to Australia for the year.

2.1 NET OVERSEAS MIGRATION (NOM) (a)(b)—Australia



(a) Contains a break in series at 30 June 2006—see Explanatory Notes 22–23.
(b) Estimates from June quarter 2012 onwards are preliminary—see paragraph 9 of the Explanatory Notes.

In 2012-13, NOM contributed the greatest number of people to the most populous states: New South Wales with a net increase of 67,800 persons, followed by Victoria (60,600), Western Australia (51,800) and Queensland (45,100). Tasmania had the lowest net increase with 1,400 persons (see Table 2.2). For the most up-to-date official estimates of NOM by state and territory produced by the ABS see *Australian Demographic Statistics Quarterly* (cat. no. 3101.0). For the most up-to-date forecasts of NOM produced by DIBP see *The Outlook for Net Overseas Migration: September 2013* at: <http://www.immi.gov.au/media/publications/statistics/>

NET OVERSEAS
MIGRATION *continued***2.2** NOM, Selected characteristics—State & territory—2012–13(a)

State or territory	NOM		NOM ARRIVALS			NOM DEPARTURES		
			Overseas arrivals	Median age	Sex ratio(b)	Overseas departures	Median age	Sex ratio(b)
	no.	%	no.	years	ratio	no.	years	ratio
NSW	67 784	27.7	160 324	27.2	100.6	92 540	29.3	102.3
Vic.	60 632	24.8	122 240	26.6	100.2	61 608	28.0	104.6
Qld	45 104	18.5	98 428	26.5	100.8	53 324	28.2	106.4
SA	11 622	4.8	23 076	27.0	102.0	11 454	27.7	105.8
WA	51 809	21.2	84 874	27.1	108.7	33 065	28.7	117.9
Tas.	1 385	0.6	3 817	27.8	105.4	2 432	28.7	106.8
NT	3 065	1.3	6 997	28.2	127.0	3 932	29.9	139.2
ACT	2 968	1.2	8 902	27.7	99.0	5 934	28.5	107.6
Australia(c)	244 371	100.0	508 662	26.9	102.2	264 291	28.6	106.3

(a) Estimates from June quarter 2012 onwards are preliminary — see paragraph 9 of the Explanatory Notes.

(b) Males per 100 females.

(c) Includes Other Territories.

An individual's actual travel behaviour and associated characteristics, including visa type, are only available from final NOM data, as these can only be accurately determined at the end of the 16 month reference period following a traveller's initial border crossing.

The Australian Department of Immigration and Border Protection (DIBP) manages and grants visas each year in accordance with relevant legislation, government planning and policy. It is important to note that there is a difference between when and how many visas are granted by DIBP; and when and how they may impact on NOM, and therefore Australia's estimated resident population (ERP). For example, for many visas there can be a lag between a visa being granted and the actual use of that visa by the applicant on entering Australia. Also, some travellers who have been granted permanent or long-term temporary visas may end up staying in Australia for a short period of stay or not at all. In addition, travellers may also apply for, and be granted, a different visa whilst in Australia or overseas. However, without an additional border crossing within the reference quarter to capture a traveller's change of visa, the NOM system is unable to incorporate these occurrences.

Table 2.3 shows a breakdown of the types of visa groups which have contributed to final NOM. It shows that temporary visa holders are still the main contributors to NOM in the 2011 calendar year.

NET OVERSEAS
MIGRATION *continued***2.3** NOM, by major groupings and visa(a)—Australia—2011

	NOM ARRIVAL		NOM DEPARTURE		NOM	
	no.	%	no.	%	no.	%
<i>Major groupings and visa</i>						
Temporary visas	217 055	47.6	115 246	46.0	101 809	49.5
Vocational education and training sector	10 720	2.3	10 476	4.2	244	0.1
Higher education sector	41 886	9.2	30 894	12.3	10 992	5.3
Student other	21 386	4.7	8 478	3.4	12 908	6.3
Temporary work skilled (subclass 457)	42 015	9.2	12 459	5.0	29 556	14.4
Visitor(b)	43 964	9.6	17 246	6.9	26 718	13.0
Working holiday	50 576	11.1	14 954	6.0	35 622	17.3
Other temporary visas	6 508	1.4	20 739	8.3	-14 231	-6.9
Permanent Visas	79 191	17.4	12 012	4.8	67 179	32.7
Family	33 700	7.4	4 058	1.6	29 642	14.4
Skill	36 231	7.9	7 869	3.1	28 362	13.8
Special eligibility and humanitarian	9 260	2.0	85	—	9 175	4.5
New Zealand citizen (subclass 444)	59 539	13.0	16 263	6.5	43 276	21.0
Australian citizen	77 600	17.0	86 129	34.4	-8 529	-4.1
Other(c)	22 873	5.0	20 929	8.4	1 944	0.9
Total	456 258	100.0	250 579	100.0	205 679	100.0

— nil or rounded to zero (including null cells)

(a) The visa category information in this table represents the number of visas based on the visa type at the time of a traveller's specific movement. It is this specific movement that has been used to calculate NOM.

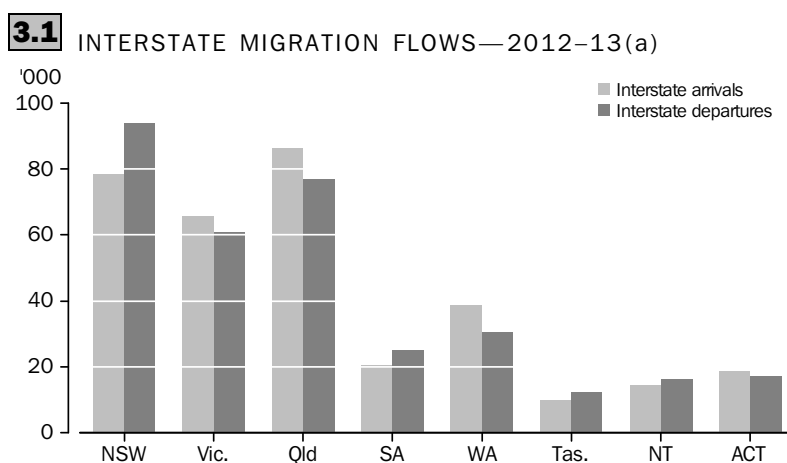
Therefore, the number of visas in this table should not be confused with information on the number of visas granted by DIBP

(b) Visitor visas include tourists, business visitors, medical treatment and other.

(c) Includes residents returning (i.e. non Australian citizens who have a permanent resident visa) and visa unknown.

NET INTERSTATE
MIGRATION

Net interstate migration (NIM) is the net gain or loss of population through the movement of people from one state or territory of usual residence to another. It is an important component required to calculate Australia's estimated resident population at the state and territory level, see *Australian Demographic Statistics Quarterly* (cat. no. 3101.0). During 2012-13, it was estimated that 333,300 people moved interstate, a decrease of 1.8% from the number of people who moved in the previous year. In 2011-12 there were 339,500 people who moved interstate, an increase of 0.3% from the number of people who moved in 2010-11 (338,400 persons).



(a) Estimates for 2012-13 are preliminary—see paragraph 9 of the Explanatory Notes.

Net interstate migration can be a source of population gain or loss for a state or territory. In the year ended 30 June 2013, it was a source of population loss for New South Wales, South Australia, Tasmania and the Northern Territory, with net losses of 15,500 persons, 4,200 persons, 2,200 persons and 1,800 persons respectively. Those states and territories where NIM contributed positively to population growth were Queensland (9,500 persons), Western Australia (8,000 persons), Victoria (4,700 persons), and the Australian Capital Territory (1,600 persons).

3.2 NET INTERSTATE MIGRATION—(a)—2003–04 to 2012–13

	NSW	Vic.	Qld	SA	WA	Tas.	NT	ACT
2003–04	–31 098	–3 051	35 498	–2 910	2 095	2 574	–1 487	–1 586
2004–05	–26 321	–3 070	30 371	–3 226	2 241	267	610	–842
2005–06	–25 576	–1 831	26 607	–2 711	3 933	–82	–553	258
2006–07	–26 271	–1 617	23 381	–3 371	5 362	–537	443	2 465
2007–08	–20 780	–1 924	19 409	–4 221	4 991	730	1 389	260
2008–09	–18 667	1 523	14 702	–4 402	5 012	1 063	934	–309
2009–10	–9 458	3 314	6 172	–2 709	2 119	664	–661	427
2010–11	–13 496	3 534	6 795	–2 614	7 033	–47	–2 549	1 354
2011–12	–18 378	1 203	11 796	–2 357	11 085	–2 552	–1 492	695
2012–13	–15 527	4 671	9 460	–4 205	7 992	–2 173	–1 797	1 579
Annual average 2003–04 to 2012–13	–20 557	275	18 419	–3 273	5 186	–9	–516	430

(a) Estimates for 2011–12 to 2012–13 are preliminary—see paragraph 9 of the Explanatory Notes.

NET INTERSTATE MIGRATION *continued*

Over the decade ending June 2013, Western Australia and Queensland have consistently recorded annual NIM gains from the rest of the country. However, while the gain in NIM in Western Australia has gradually increased from 2,100 persons in 2003–04 to 8,000 persons in 2012–13, the gain in NIM in Queensland has gradually declined over the last 10 years, from 35,500 persons in 2003–04 to 9,500 persons in 2012–13.

In contrast to Western Australia and Queensland, New South Wales and South Australia have both recorded annual NIM losses each year for the past decade. New South Wales has continually recorded the largest annual losses, ranging between a loss of 31,100 persons in 2003–04 and 9,500 persons in 2009–10, with an annual average net loss of 20,600 persons. South Australia recorded an average net loss of 3,300 persons; with losses ranging between 4,400 persons in 2008–09 and 2,400 persons in 2011–12.

Over the past decade, Victoria recorded annual NIM losses in the five years from 2003–04 to 2007–08 and then annual NIM gains in the five years from 2008–09 to 2012–13, resulting in an annual average net gain of 280 persons. In 2012–13, Victoria recorded its largest NIM gain in the last ten years with 4,700 persons.

NIM in the remaining State and Territories has fluctuated throughout the past decade resulting in annual average net losses in the Northern Territory and Tasmania (520 persons and 10 persons respectively) and an annual average net gain in the Australian Capital Territory (430 persons).

EXPLANATORY NOTES

INTRODUCTION

1 This publication contains statistics relating to the estimated resident population (ERP) by country of birth, overseas migration and interstate migration.

POPULATION AND COMPONENTS OF POPULATION CHANGE

2 Australia's population estimates for the period since 1971 are compiled according to the place of usual residence of the population. An explanation of the place of usual residence conceptual basis for population estimates is given in *Information Paper: Population Concepts, 2008* (cat. no. 3107.0.55.006) and also in *Population Estimates: Concepts, Sources and Methods, 2009* (cat. no. 3228.0.55.001).

Method of estimation

3 The estimated resident population is an estimate of the Australian population obtained by adding to the estimated population at the beginning of each period the component of natural increase (on a usual residence basis) and the component of net overseas migration. For the states and territories, estimated interstate movements involving a change of usual residence are also taken into account. Estimates of the resident population are based on Census counts by place of usual residence, to which are added the estimated Census net undercount and the number of Australian residents estimated to have been temporarily overseas at the time of the Census. Overseas visitors in Australia are excluded from this calculation.

4 After each Census, estimates for the preceding intercensal period are revised by incorporating an additional adjustment (intercensal discrepancy) to ensure that the total intercensal increase agrees with the difference between the estimated resident populations at the two 30 June dates in the respective Census years.

Population estimates by country of birth

5 Population estimates by country of birth are compiled and published annually as at 30 June for Australia as a whole. These estimates, produced by single year of age and sex, classify the population according to country of birth.

6 Annual population estimates by country of birth for post-censal years are compiled by updating the Census year estimates in accordance with births, deaths and overseas migration. Each component of change is first converted to financial year of birth. The population for each country of birth by birth cohort are then updated.

7 Population estimates by country of birth by state and territory are currently only available for Census years. These estimates, produced by single year of age and sex, classify the population for each state and territory according to country of birth.

8 For more detailed information see Chapter 2 - Estimating National and State *Population in Population Estimates: Concepts, Sources and Methods, 2009* (cat. no. 3228.0.55.001).

Status of quarterly Estimated Resident Population (ERP) data

9 The status of quarterly ERP data changes over time from preliminary to revised to final as new component data becomes available. The table below shows the current status of ERP and the components of population change: natural increase (birth minus deaths), net overseas migration (NOM) and net interstate migration (NIM).

STATUS OF QUARTERLY ESTIMATED RESIDENT POPULATION (ERP) DATA—as at 17 December 2013

	<i>Census base</i>	<i>Natural increase</i>	<i>Net overseas migration</i>	<i>Net interstate migration</i>	<i>ERP STATUS</i>
Sep. 1991–Jun. 2006	Based to 1996, 2001 & 2006 Censuses as applicable	Final (Recast)	Final (Recast)	Final (Recast)	FINAL (RECAST)
Sep. 2006–Jun. 2011	2011 Census	Final	Final	Final	FINAL
Sep. 2011–Mar. 2012	2011 Census	Revised	Revised	Preliminary — modelled - expansion factors based on 2006 Census	REVISED (subject to further revision when NIM expansion factors are revised)
Jun. 2012	2011 Census	Revised	Preliminary - based on modelled traveller behaviour	Preliminary — modelled - expansion factors based on 2006 Census	PRELIMINARY
Sep. 2012–Jun. 2013	2011 Census	Preliminary — based on date of registration	Preliminary - based on modelled traveller behaviour	Preliminary — modelled - expansion factors based on 2006 Census	PRELIMINARY

Note: 'Final (Recast)' refers to recast estimates based on 2011 ERP.

Diplomatic personnel

10 Australia's ERP and estimates of net overseas migration (NOM) include all people, regardless of nationality or citizenship, who usually live in Australia, with the exception of foreign diplomatic personnel and their families. Therefore, foreign diplomatic personnel and their families are considered out of scope and were removed from NOM estimates from 1 July 2006. The previous methodology for estimating NOM was unable to exclude diplomatic personnel and their families. However, with the improved NOM methodology, refinements to the NOM processing system have enabled this to occur through the use of visa information.

NET OVERSEAS MIGRATION

11 According to recommendations of the United Nations an international migrant is defined as "*any person who changes his or her country of usual residence*" (United Nations 1998). For the purposes of estimating NOM, and thereby Australia's official ERP counts, a person is regarded as a usual resident if they have been (or expected to be) residing in Australia for a period of 12 months or more over a 16 month period. As such, NOM and ERP estimates include all people, regardless of nationality, citizenship or legal status, who usually live in Australia, with the exception of foreign diplomatic personnel and their families.

12 Conceptually, the term NOM is based on an international travellers' duration of stay being in or out of Australia for 12 months or more. It is the difference between the number of incoming travellers who stay in Australia for 12 months or more and are added to the population (NOM arrivals) and the number of outgoing travellers who leave Australia for 12 months or more and are subtracted from the population (NOM departures). With the introduction of the improved methods for estimating NOM, this 12 months *does not have to be continuous* and is measured over a 16 month reference period. For example whether a traveller is in or out of the population is determined by their exact duration of stay in or away from Australia over the subsequent 16 months after arrival or departure.

Source of overseas migration data

13 The ABS statistics on overseas migration are calculated using administrative data collected and compiled by the Department of Immigration and Border Protection (DIBP) under the authority of the Migration Regulations (*Migration Act, 1958*). The main source of data on overseas movements is incoming and outgoing passenger cards, matched with data from passports and visa permits. Information from these three data sources are collected, compiled and matched together by DIBP and stored with movement records on their Travel and Immigration Processing System (TRIPS). Each month these matched

Source of overseas migration
data continued

overseas arrivals and departures (OAD) records are supplied to the ABS and then processed within the OAD system.

14 Quarterly NOM estimates are sourced from this processed monthly OAD matched data and then combined with monthly extracts of unmatched OAD records. Unmatched OAD records are those where an inward/outward movement has been recorded by DIBP within the TRIPS system, but the data has not been able to be matched with an equivalent passenger card.

15 Statistics on overseas migration exclude: multiple movements; the movements of operational air and ships' crew; transit passengers who pass through Australia but are not cleared for entry; passengers on pleasure cruises commencing and finishing in Australia and undocumented arrivals. From 1 July 2006 onwards, foreign diplomatic personnel and their families are also excluded.

16 Quarterly NOM estimates contribute to quarterly ERP and are released in *Australian Demographic Statistics* (cat. no. 3101.0). Statistics on OAD and related data quality issues are published on a monthly basis in *Overseas Arrivals and Departures, Australia* (cat. no. 3401.0).

Reasons for change of
methods used to estimate
NOM

17 During a reconciliation of 1996-2001 intercensal population growth estimates (including measures of immigration, emigration and NOM) with the results of the *2001 Census of Population and Housing*, the ABS identified that inconsistent results were arising from a 1998 passenger card processing change and the measurement of temporary visitors' duration of stay in Australia, or Australian residents' temporary duration of absence from Australia.

18 The ABS noted that the precise measurement of duration of stay in Australia or absence from Australia using a comparison of border crossing transactions may lead to a misleading categorisation of frequent travellers to short-term, when their overall period of stay or absence in a broader context was long-term punctuated by short journeys. For example, an international student in Australia for a three or four year course of study, who leaves Australia briefly each year for holiday or other reasons, would incorrectly not be added to estimates of Australia's population. This was because after the passage of time, they did not spend a continuous period of 12 months in Australia during their long-term period of stay in Australia (the previous method of measurement). This was inconsistent with the intention behind the definition of a long-term migrant as set out in the *United Nations Recommendations on Statistics of International Migration, Revision 1 (1998, 18)* and the ABS Estimated Resident Population conceptual definition. The use of single continuous periods of stay as the criteria (i.e. 12 continuous months) for classifying travellers into the non-permanent migration categories (e.g. short-term visitor, long-term visitor) was seen as a major shortcoming in the measurement of NOM and consequently estimates of Australia's resident population.

19 Further, there were some travellers such as permanent immigrants and emigrants who were not asked their intended duration of stay or absence on Australian passenger cards, yet it was observed that after a passage of less than a year, some permanent immigrants departed Australia and some permanent emigrants returned to Australia. The ABS also identified a need to convert the multiple border movements information for frequent travellers within a reference period to individual person estimates together with their travel history over time to avoid double counting.

20 The method for estimating NOM was reviewed in 2004 in response to the issues arising with the previous estimation of category jumping, i.e. changes between stated intention and actual duration of stay of travellers to/from Australia. The review also addressed the changing patterns of travel into and out of Australia, in particular the increased propensity for travellers to interrupt longer periods of stay or absence with short-term trips.

*Reasons for change of
methods used to estimate
NOM continued*

21 The methodology and estimation system adopted by the ABS for measuring NOM and the contribution to Australia's ERP more closely aligns with the international definitions set out by the United Nations. The ABS has not changed the statistical conceptual definition of net overseas migration. However, the method of measurement has changed.

22 The ABS developed and introduced an improved method, called the '12/16 month rule' methodology, for estimating NOM. It has been used in calculating Australia's official ERP since September quarter 2006. The '12/16 month rule' methodology is a result of reviewing the treatment of temporary migrants (both long-term and short-term) who are away from or resident in Australia for a period of 12 months or more.

23 Estimates of NOM based on the previous methods and those based on the '12/16 month rule' methodology are not comparable. The key change is the introduction of the '12/16 month rule' for measuring a person's residency in Australia, replacing the previous '12/12 month rule'.

*Estimating NOM with the
'12/16 month rule'*

24 The current NOM estimation methods employ a '12/16 month rule' where the traveller can be added or subtracted from NOM if they have stayed in or been absent from Australia for a period of 12 months or more over a 16 month period. This period of 12 months does not have to be continuous. Although a traveller states their intended duration of stay on a passenger card, for NOM purposes the ABS now measures an individual's actual travel behaviour (or models this behaviour for preliminary NOM).

25 To measure a traveller's actual duration of stay the ABS uses a unique personal identifier provided with the administrative data supplied by DIBP. To be able to apply the '12/16 month rule', the personal identifier is used to match a traveller's movements over time and construct a movement history for each arrival and departure record.

TRAVELLERS VS MOVEMENTS

26 Conceptually, NOM estimates should be based on counts of travellers, rather than counts of overseas movements, since travellers may have more than one movement in a particular reference period. Under the previous system of NOM estimation, a number of adjustments to overseas arrivals and departures were required. These mainly comprised adjustments designed to reflect differences between stated travel intentions and actual travel behaviour. However, adjustments were also required to transform numbers of overseas movements into numbers of travellers.

27 One of the central changes with the '12/16 month rule' methodology is that all estimation is based on actual individual travellers and their travel histories (using de-identified data), rather than in the previous methodology when an aggregation of movements represented travellers.

FINAL NOM ESTIMATES

28 It is with the final NOM estimates that the '12/16 month rule' can be fully applied. A traveller's actual duration of stay can only be calculated when data on overseas movements become available for the 16 months following a reference period. Final NOM estimation methods use ERP flags to determine if a traveller, through their actual duration of stay in or out of Australia, should be included or excluded from NOM estimates and consequently ERP estimates.

PRELIMINARY NOM ESTIMATES

29 Preliminary estimates of NOM are required within six months after the reference quarter for the production of quarterly estimates of the population of Australia, and the states and territories. At that time, complete traveller histories for the 16 months following a reference quarter cannot be produced. Migration adjustments are calculated from changes in behaviour from final estimates one year earlier for the same groups of

*Estimating NOM with the
'12/16 month rule' continued*

travellers. These migration adjustments are applied to travellers who are grouped according to their 'initial category of travel', age, country of citizenship and state/territory of usual/intended residence. The adjustments account for differences between their intended duration of stay and their actual duration of stay.

30 Preliminary estimates using the '12/16 month rule' method for estimating NOM originally using a 'two year ago' propensity model were implemented in official ABS population estimates for September quarter 2006 with the release of the December quarter 2006 issue of *Australian Demographic Statistics* (cat. no. 3101.0).

31 In 2009, changes to the *Federal Financial Relations Act 2009*, enabled the use of an additional quarter of travellers' movement data allowing for the methodology used in preliminary NOM estimates to be improved. Using the additional one quarter of movement data (the quarter after the reference period) enabled two key changes to the methodology for estimating preliminary NOM:

- changing from a 'two year ago' to a 'one year' ago propensity model; and
- reducing the pool of travellers using the propensity model.

32 Preliminary estimates using the '12/16 month rule' methodology for estimating NOM using the 'one year ago' propensity model were implemented in the ABS' official NOM and population estimates for September quarter 2008 with the release of the September quarter 2009 issue of *Australian Demographic Statistics* (cat. no. 3101.0).

33 For further information on the improvements to preliminary NOM estimation and changes to the revision schedule for NOM, see:

- *Information Paper: Improving Net Overseas Migration Estimation, Mar 2010* (cat. no. 3412.0.55.001) and,
- *Information Paper: Further Improvements to Net Overseas Migration Estimation, Dec 2013* (cat. no. 3412.0.55.002).

34 For further information on the '12/16 month rule' methodology see:

- *Technical Note: '12/16 month rule' Methodology for Calculating Net Overseas Migration from September quarter 2006 onwards* in the electronic version in this publication, under the Explanatory Notes tab.
- *Information Paper: Statistical Implications of Improved Methods for Estimating Net Overseas Migration, Australia, 2007* (cat. no. 3107.0.55.005), and
- *Information Paper: Improved Methods for Estimating Net Overseas Migration, Australia, 2006* (cat. no. 3107.0.55.003).

*Estimating NOM with a '12/12
month rule'*

35 Prior to 1 July 2006, NOM estimation methods used a '12/12 month rule' to determine if a traveller contributed to ERP. This meant that in order for a person to contribute to NOM they must stay in or be absent from Australia for a continuous period of 12 out of 12 months. It compared data on actual travel movements over a 12 month period with data on individual travellers' duration of stay as recorded on their passenger cards. In order to conduct such a comparison, data for a 15 month period (i.e. one year plus one quarter) were required. For more information see the Technical Note in *Migration, Australia, 2006-07* (cat. no. 3412.0) - Measuring Net Overseas Migration, Method Used September quarter 2001 to June quarter 2006 and *Demography Working Paper 2003/5 - Net Overseas Migration: Adjusting for Actual Duration of Stay or Absence* (cat. no. 3137.0).

CATEGORY JUMPING

36 Many overseas travellers stay (or are away) shorter or longer periods than initially intended, as recorded on their passenger cards. From July 1982 to June 1997, NOM estimates included an adjustment for the net effect of category jumping. Category jumping is a measure of the discrepancy between movements recorded as short-term, long-term or permanent at the time of movement, and the category recorded at the

*Estimating NOM with a '12/12
month rule' continued*

completion of a journey. Twelve months after a reference period it was determined whether the number of initially-recorded short-term, long-term and permanent arrivals and departures matched actual patterns of movement.

37 For example, some visitors on arrival may state that they intend to stay in Australia for more than 12 months. However, they may change their travel plans and depart the country after only six months. Since migration figures were affected by this change in travel behaviour, an adjustment was incorporated into the NOM estimate and ERP.

38 The method used to estimate category jumping up until June 1997 inclusive was based on aggregate flows of traveller movements rather than individual travellers. Until June 1998, the measurement of duration of stay or absence on the second leg of travel was based on passenger reporting on the arrival or departure card. This self reported duration was used to determine the time at which a person arrived (for visitors) or left Australia (for Australian residents). However, from July 1998 onwards, implementation of a new passenger card design and processing system enabled the DIMA (now DIBP) to derive actual duration of stay or absence for the second leg of travel by matching both the actual arrival and departure movement dates rather than relying on passengers reporting their duration of stay or absence.

MATCHING TRAVELLER MOVEMENTS

39 Despite this improvement in the quality of actual duration of stay or absence data for the second leg of travel, the above estimation method appeared incapable of producing acceptable estimates of category jumping. Given that category jumping had only a small effect on ERP and that estimates produced by the above method seemed highly volatile, the ABS decided to set category jumping estimates to zero until an improved estimation technique was developed. They were set to zero from September quarter 1997 to June quarter 2001.

40 Through the provision of additional data from DIBP, the ABS had the ability to match traveller movements over time. This enabled a movement history to be constructed for those arriving and departing and thus calculate an actual duration of stay. Matching traveller movements enabled the adjustment of permanent and long-term movement. This adjustment (termed 'migration adjustment') allowed for components of NOM to be presented on an adjusted basis.

41 For more information on category jumping and the interim methods of adjusting NOM for the previous (12/12) method, see *Demography Working Paper 2003/5 - Net Overseas Migration: Adjusting for Actual Duration of Stay or Absence* (cat. no. 3137.0). Adjustments applied to overseas migration estimates have also been discussed in a special article in *Migration, Australia, 2002-03* (cat. no. 3412.0).

*ADJUSTMENT METHODS AND
REVISION STATUS*

42 Due to changes in the methods used to adjust NOM estimates, caution should be used comparing estimates over time. The table below describes the adjustment methods that have been applied to NOM estimates from September quarter 1996 and onwards.

NOM ADJUSTMENT METHODS USED—September quarter 1996 onwards

Period	Status of NOM	Adjustment method
September 1996 – June 1997	Final	'Category jumping' adjustments applied using previous methodology (12/12 month rule)(a)
September 1997 – June 2001	Final	No adjustments applied (i.e. 'category jumping' set to zero) (12/12 month rule)
September 2001 – June 2006	Final	Migration adjustments applied, based at the aggregate level (12/12 month rule)(b)
September 2006 – March 2012	Final	Actual duration of stay/absence, based at the individual traveller level (12/16 month rule)(c)
June 2012 and onwards	Preliminary	Migration adjustments applied, based at the individual traveller level (12/16 month rule) and a one year ago propensity model.(c)(d)

(a) See Appendix 3 in Demographic Estimates and Projections: Concepts, Sources and Methods (cat. no. 3228.0).

(b) See Technical Note: Measuring Net Overseas Migration, Method Used September quarter 2001 to June quarter 2006 in Migration, Australia, 2006–07 (cat.no.3412.0).

(c) See Technical Note: '12/16 month rule' methodology for Calculating Net Overseas Migration from September quarter 2006 onwards.

(d) See Information Paper: Improving net overseas migration estimation (cat.no. 3412.0.55.001).

PERMANENT RESIDENCY
GRANTS

43 A number of people arriving temporarily in Australia are subsequently granted permanent residency. These permanent residency grants contribute to the Australian Government's immigration targets but may be unrelated to the stated intentions of travellers on arrival. Accordingly, they are not included in unadjusted permanent arrivals as they did not arrive in Australia on a permanent basis but would be included in final NOM figures from 1 July 2006 onwards (if satisfying the "12/16 month rule"). The proportions of temporary arrivals subsequently gaining onshore grants of permanent residency are not estimated in ABS statistics.

44 For more information on onshore additions to the population see the DIBP publication *Immigration Update*, or Population Flow: Immigration aspects available on the DIBP web site, <<http://www.immi.gov.au>>.

OVERSEAS ARRIVALS AND
DEPARTURES (OAD)
STATISTICS

45 The ABS statistics on overseas arrivals and departures (OAD) are calculated using administrative data collected and compiled by the Department of Immigration and Border Protection (DIBP) under the authority of the Migration Regulations (*Migration Act, 1958*). The main source of data on overseas movements is incoming and outgoing passenger cards, matched with data from passports and visa permits. Information from these three data sources are collected, compiled and matched together by DIBP and stored with movement records on their Travel and Immigration Processing System (TRIPS). Each month these matched overseas arrivals and departures (OAD) records are supplied to the ABS and then processed within the OAD system.

46 In July 1998, DIBP revised the incoming and outgoing passenger cards and associated procedures as well as computer systems. Following these changes, some questions on the passenger cards were not compulsory and answers to these questions were not checked by Customs officers. The question on marital status was deleted. Data on marital status are now derived from visa applications (only for certain visa classes) and are therefore not available for Australian or NZ citizens. The changes also affect the data for 'previous country of residence' which is imputed for Australian and NZ citizens. For more information see the May 1998 issue of *Overseas Arrivals and Departures, Australia* (cat. no. 3401.0). Since July 1998, there have been additional minor changes to both incoming and outgoing passenger cards.

47 From July 2001, DIBP adopted a new passenger card processing system which involved electronic imaging of passenger cards and intelligent character recognition of the data stored in the images. This process has yielded several improvements to the processing of passenger card data, most notably the detailed information about missing values. There have also been several changes to data quality. Further information on

OVERSEAS ARRIVALS AND
DEPARTURES (OAD)
STATISTICS *continued*

these changes is provided in *Overseas Arrivals and Departures, Australia* (cat. no. 3401.0).

Rebuild of the OAD system

48 In 2013, the ABS completed a rebuild of the OAD system (ROADS). The primary aim of this project was to improve the quality of OAD data, given its importance as input to a broad range of statistical collections, including the Net Overseas Migration (NOM) collection and the Estimated Resident Population (ERP) by country of birth collection. It improved the imputations for missing traveller data, in particular the duration of stay and the country of birth variables. The rebuild of the system has produced a revised time series for OAD data from July 2004 to December 2013. Detailed information on the changes and improvements made with the complete rebuild of the OAD system (ROADS), and the new OAD data time series from July 2004, will be made available with the release of *Overseas Arrivals and Departures, Australia, January 2014* (cat. no. 3401.0) scheduled for release on 11 March 2014.

Scope

49 Overseas arrivals and departures statistics relate to the number of movements of travellers rather than the number of travellers (i.e. multiple movements of individual persons during a given reference period are each counted separately). The statistics exclude the movements of operational air and ships' crew, of transit passengers who pass through Australia but are not cleared for entry, and of passengers on pleasure cruises commencing and finishing in Australia. Similarly, these statistics exclude unauthorised arrivals.

NET INTERSTATE MIGRATION

50 At the national level, population change is the result of births, deaths and net overseas migration. At the state/territory level, an extra component of population change exists - net interstate migration (NIM). This is the net difference between arrivals to a state/territory from the rest of Australia and departures from that state/territory to the rest of Australia. Interstate migration is therefore an important determinant of population change and distribution of the states and territories.

51 Within Australia, there is no requirement for a person who changes their state of usual residence to register their move. Unlike overseas movements, which are recorded at Australia's borders, there are no direct quarterly measure of arrivals and departures between the states and territories. To be able to measure state/territory population change on a quarterly basis estimates of interstate migration are therefore required.

*Sources of interstate
migration data*

52 The Census is one source of information, with people being asked where they lived one year ago and five years ago. However, as the Census is held only every five years, this is insufficient for producing quarterly interstate migration estimates. Another source of data is therefore necessary.

53 Interstate migration is a key determinant of the accuracy of state and territory population estimates. Data on interstate migration cannot be directly estimated unlike that of natural increase and net overseas migration. Instead, post-censal quarterly estimates of interstate migration are modelled using administrative by-product data. Over time, the ABS has used a number of administrative data sources to produce quarterly estimates of interstate migration, including electoral roll registrations and family allowance payments. Currently the ABS uses information on interstate change of address advised to Medicare Australia and to the Department of Defence in the case of the military.

54 Due to incomplete coverage and the non-compulsory nature of available administrative (indirect) data sources, post-censal quarterly estimates of interstate migration have long been considered the weakest measure of a component of population change.

Rebasing and re-derivation of interstate migration

55 The Medicare-based model used for generating post-censal estimates of interstate migration is largely superseded when new Census information becomes available. For example, every five years, after data from the following Census have been finalised, the modelled estimates are reviewed against, and potentially replaced by, the interstate migration estimates that are calculated from the Census (i.e. rebased to the Census). This is known as the re-derivation of interstate migration.

56 Part of the process of rebasing Census counts for the ERP of the states and territories is the re-derivation of interstate migration for the intercensal period. The overall approach is to minimise state intercensal discrepancy using information from the two Census questions on usual residence one year ago and five year ago to estimate interstate movements. Where this Census information does not reduce the intercensal discrepancy, the rebased interstate migration estimates remain largely unchanged from the Medicare-based model.

Interstate migration method

57 Post-censal quarterly estimates of net interstate migration are created for the states and territories (excluding Other Territories) using interstate change of address advised to Medicare Australia and to the Department of Defence in the case of the military. Medicare data are adjusted by means of expansion factors. These expansion factors are used to account for an under coverage of Medicare data by various ages and sex. For example, it is known that some people, particularly younger Medicare card holders, do not register changes of address with Medicare, or do so long after the fact.

58 Expansion factors are used in the calculation of post-censal quarterly estimates of net interstate migration and remain constant throughout the intercensal period until once again they are reviewed after final data from the following Census of Population and Housing becomes available. They are calculated for each state and territory (excluding Other Territories), single year of age, sex and movement direction (i.e. arrivals or departures).

DEFENCE FORCE ADJUSTMENT

59 Adjustments to compensate for interstate defence force movements not covered by Medicare are applied to the quarterly interstate migration estimates. These adjustments are estimated using counts of defence force personnel by age, sex and state/territory, obtained from the Department of Defence, with 70% of any change in quarterly defence force numbers assumed to be due to interstate migration not otherwise covered by the Medicare model.

60 Due to the fact that the Medicare and Defence data source is an indirect measure of interstate migration, the post-censal quarterly estimates of interstate migration have long been considered the weakest measure of a component of population change at the state and territory level. For further information on the process of estimating interstate migration and the administrative data used, see

- *Information Paper: Review of Interstate Migration Method, Mar 2009* (cat. no. 3106.0.55.001);
- *Information Paper: Evaluation of Administrative Data Sources for Use in Quarterly Estimation of Interstate Migration, 2006 to 2011* (cat. no. 3127.0.55.001), and
- *Population Estimates: Concepts, Sources and Methods, 2009* (cat. no. 3228.0.55.001).

COUNTRY CLASSIFICATION

61 The classification of countries in this publication is the *Standard Australian Classification of Countries, 2011, Version 2.2*. For more detailed information, refer to the ABS publication *Standard Australian Classification of Countries (SACC), 2011* (cat. no. 1269.0) or the Country Classification excel spreadsheet in the Downloads tab of

COUNTRY CLASSIFICATION

continued

this publication. This has replaced the time series available and all previous versions and previous classifications.

62 The statistics on country of residence or main destination, and country of embarkation or disembarkation have certain limitations because of reporting on passenger cards. For instance, the United Kingdom, Channel Islands and Isle of Man (UK, CI & IOM) includes England, Scotland, Wales, Northern Ireland, Guernsey, Jersey and the Isle of Man. Many travellers just list the UK. Similarly the United States of America includes 'America (undefined)'.

STATE AND TERRITORY
CLASSIFICATION

63 Prior to the 1996 Census, no external territories were included in geographical Australia although Census data were collected for Christmas Island and the Cocos (Keeling) Islands. Following amendments to the *Acts Interpretation Act 1901* effective from July 1992, the two external territories of Christmas Island and Cocos (Keeling) Islands became part of geographical Australia. Since the 1996 Census, Christmas Island, Cocos (Keeling) Islands, and the Jervis Bay Territory (previously linked to the Australian Capital Territory for statistical purposes) comprise a pseudo 'ninth state/territory' of Australia. They are included in state nine 'Other Territories'.

64 Although the *Census and Statistics Act 1905* does not require quarterly estimation of the population for the territories, estimates for the Northern Territory, the Australian Capital Territory and the Other Territories are produced as these territories are included in the geographical area of Australia, and, with the states, sum to the Australian population.

CONFIDENTIALITY

65 The Census and Statistics Act, 1905 provides the authority for the ABS to collect statistical information, and requires that statistical output shall not be published or disseminated in a manner that is likely to enable the identification of a particular person or organisation. This requirement means that the ABS must take care and make assurances that any statistical information about individual respondents cannot be derived from published data.

66 Some techniques used to guard against identification or disclosure of confidential information in statistical tables are suppression of sensitive cells, random adjustments to cells with very small values and rounding. In these cases data may not sum to totals due to the confidentialisation of individual cells.

67 To minimise the risk of identifying individuals in aggregate statistics, a technique is used to randomly adjust cell values. This technique is called perturbation. Perturbation involves small random adjustment of the statistics and is considered the most satisfactory technique for avoiding the release of identifiable statistics while maximising the range of information that can be released. These adjustments have a negligible impact on the underlying pattern of the statistics. After perturbation, a given published cell value will be consistent across all tables. However, adding up cell values to derive a total will not necessarily give the same result as published totals. The introduction of perturbation in publications ensures that these statistics are consistent with statistics released via services such as Table Builder.

ROUNDING

68 In this publication, estimates have sometimes been rounded. Rounded figures and unrounded figures should not be assumed to be accurate to the last digit shown. Where figures have been rounded, discrepancies may occur between sums of component items and totals.

ADDITIONAL STATISTICS
AVAILABLE

69 Additional demographic information is available on the ABS web site, Themes — Demography page. Users can also access the full range of electronic ABS data free of charge on the ABS web site <<http://www.abs.gov.au>>.

ADDITIONAL STATISTICS

AVAILABLE *continued*

70 The ABS may have other relevant data available on request. Generally, a charge is made for providing this information. Inquiries should be made to the National Information and Referral Service on 1300 135 070.

71 With the introduction of '12/16 month rule' methodology for estimating NOM, the ABS also developed an analytical data set called the Travellers' Characteristics Database. The improvements allow the derivation of an individual's actual true travel behaviour (using final NOM data) and record certain characteristics for any traveller who has contributed to NOM whether they are a NOM arrival or a NOM departure. The database provides for additional analysis on final NOM data that was not previously available. The following variables may be made available on request for final data only:

- Age;
- Citizenship (nationality);
- Country of birth;
- Initial category of travel;
- Marital status (not available for Australian and New Zealand citizens);
- Reference year (available from 2004 — final data only);
- Sex;
- Type of traveller i.e. NOM Arrival or NOM Departure (based on actual recorded duration of stay in or out of Australia);
- Visa type;
- Australian residents:
 - Country spent/intend to spend most time abroad;
 - Main reason for journey (only available for temporary resident departures);
 - State or territory of intended address/state or territory of residence;
- Overseas visitors:
 - Country of residence;
 - Main reason for journey (only available for temporary visitor arrivals); and
 - State or territory of intended address/in which most time was spent.

ACKNOWLEDGMENTS

72 This publication draws extensively on information provided by DIBP, Medicare and the Department of Defence. The ABS also uses information provided freely by individuals, businesses, governments and other organisations. Their continued cooperation is very much appreciated; without it, the wide range of statistics published by the ABS would not be available. Information received by the ABS is treated in strict confidence as required by the *Census and Statistics Act 1905*.

ABBREVIATIONS

ABS	Australian Bureau of Statistics
ACT	Australian Capital Territory
Aust.	Australia
DIAC	Australian Government Department of Immigration and Citizenship
DIBP	Australian Government Department of Immigration and Border Protection
DIMA	Australian Government Department of Immigration and Multicultural Affairs
ERP	estimated resident population
LTRD	long-term resident departure
LTRR	long-term resident return
LTVA	long-term visitor arrival
LTVD	long-term visitor departure
NIM	net interstate migration
NOM	net overseas migration
NSW	New South Wales
NT	Northern Territory
NZ	New Zealand
OAD	overseas arrivals and departures
PA	permanent arrival
PD	permanent departure
Qld	Queensland
ROADS	rebuild of the OAD system
SA	South Australia
SACC	Standard Australian Classification of Countries
SAR	Special Administrative Region
STRD	short-term resident departure
STRR	short-term resident return
STVA	short-term visitor arrival
STVD	short-term visitor departure
Tas.	Tasmania
TRIPS	Travel and Immigration Processing System
UK	United Kingdom
UK, CIs & IOM	United Kingdom, Channel Islands and Isle of Man
USA	United States of America
Vic.	Victoria
WA	Western Australia

APPENDIX

PASSENGER CARDS

INCOMING CARD – FRONT

Incoming passenger card • Australia		YOU MUST ANSWER EVERY QUESTION – IF UNSURE, Yes X	
PLEASE COMPLETE IN ENGLISH WITH A BLUE OR BLACK PEN		Are you bringing into Australia:	
▶ Family/surname		1. Goods that may be prohibited or subject to restrictions, such as medicines, steroids, illegal pornography, firearms, weapons or illicit drugs?	Yes <input type="checkbox"/> No <input type="checkbox"/>
▶ Given names		2. More than 2250mL of alcohol or 50 cigarettes or 50g of tobacco products?	Yes <input type="checkbox"/> No <input type="checkbox"/>
▶ Passport number		3. Goods obtained overseas or purchased duty and/or tax free in Australia with a combined total price of more than AUD\$900, including gifts?	Yes <input type="checkbox"/> No <input type="checkbox"/>
◆ Flight number or name of ship		4. Goods/samples for business/commercial use?	Yes <input type="checkbox"/> No <input type="checkbox"/>
▶ Intended address in Australia		5. AUD\$10,000 or more in Australian or foreign currency equivalent?	Yes <input type="checkbox"/> No <input type="checkbox"/>
	State <input type="text"/>	Note: If a customs or police officer asks, you must report travellers cheques, cheques, money orders or other bearer negotiable instruments of any amount.	
▶ Do you intend to live in Australia for the next 12 months?	Yes <input type="checkbox"/> No <input type="checkbox"/>	6. Meat, poultry, fish, seafood, eggs, dairy, fruit, vegetables?	Yes <input type="checkbox"/> No <input type="checkbox"/>
▶ If you are NOT an Australian citizen:		7. Grains, seeds, bulbs, straw, nuts, plants, parts of plants, traditional medicines or herbs, wooden articles?	Yes <input type="checkbox"/> No <input type="checkbox"/>
Do you have tuberculosis?	Yes <input type="checkbox"/> No <input type="checkbox"/>	8. Animals, parts of animals, animal products including equipment, pet food, eggs, biologicals, specimens, birds, fish, insects, shells, bee products?	Yes <input type="checkbox"/> No <input type="checkbox"/>
Do you have any criminal conviction/s?	Yes <input type="checkbox"/> No <input type="checkbox"/>	9. Soil, items with soil attached or used in freshwater areas e.g. sports/recreational equipment, shoes?	Yes <input type="checkbox"/> No <input type="checkbox"/>
		10. Have you been in contact with farms, farm animals, wilderness areas or freshwater streams/lakes etc in the past 30 days?	Yes <input type="checkbox"/> No <input type="checkbox"/>
		▶ 11. Were you in Africa, South/Central America or the Caribbean in the last 6 days?	Yes <input type="checkbox"/> No <input type="checkbox"/>
DECLARATION The information I have given is true, correct and complete. I understand failure to answer any questions may have serious consequences.		YOUR SIGNATURE <input type="text"/> Day <input type="text"/> Month <input type="text"/> Year <input type="text"/>	
		TURN OVER THE CARD English	

INCOMING CARD - BACK

YOUR CONTACT DETAILS IN AUSTRALIA		EMERGENCY CONTACT DETAILS (FAMILY OR FRIEND)	
Phone ()		Name	
E-mail		E-mail, Phone OR Mail address	
Address OR	State <input type="text"/>		
PLEASE COMPLETE IN ENGLISH		PLEASE X AND ANSWER A OR B OR C	
▶ In which country did you board this flight or ship?		A Migrating permanently to Australia	B Visitor or temporary entrant
◆ What is your usual occupation?		Years <input type="text"/> Months <input type="text"/> Days <input type="text"/>	OR
▶ Nationality as shown on passport		Your intended length of stay in Australia	
▶ Date of birth Day <input type="text"/> Month <input type="text"/> Year <input type="text"/>		▶ Your country of residence	
		▶ Your main reason for coming to Australia (X one only)	
		Convention/conference <input type="checkbox"/> 1 Employment <input type="checkbox"/> 4 Holiday <input type="checkbox"/> 7	
		Business <input type="checkbox"/> 2 Education <input type="checkbox"/> 5 Other <input type="checkbox"/> 8	
		Visiting friends or relatives <input type="checkbox"/> 3 Exhibition <input type="checkbox"/> 6	
Information sought on this form is required to administer immigration, customs, quarantine, statistical, health, wildlife and currency laws of Australia and its collection is authorised by legislation. It will be disclosed only to agencies administering these areas and those entitled to receive it under Australian law. The leaflet <i>Safeguarding your personal information</i> is available at Australian ports and airports.		C Resident returning to Australia	
		▶ Country where you spent most time abroad <input type="text"/>	
		MAKE SURE YOU HAVE COMPLETED BOTH SIDES OF THIS CARD. PRESENT THIS CARD ON ARRIVAL WITH YOUR PASSPORT.	
		11121502	
		© Commonwealth of Australia 2012 15 (Design date 11/12)	

Incoming passenger cards used from November 2012. This sample is not for public use.

OUTGOING CARD - FRONT

Outgoing passenger card • Australia

PLEASE COMPLETE IN ENGLISH WITH A BLUE OR BLACK PEN

▶ Family/surname

▶ Given names

▶ Date of birth Day Month Year

▶ Passport number

◆ Nationality as shown on passport

▶ Flight number or name of ship

▶ Country where you will get off this flight or ship

▶ What is your occupation?

PLEASE COMPLETE BOTH SIDES OF THIS CARD

▶ PLEASE ☒ AND ANSWER D OR E OR F

D Visitor or temporary entrant departing

▶ Country of residence

▶ State where you spent most time in Australia

NSW	Vic	Qld
SA	WA	Tas
NT	ACT	Other

E Australian resident departing temporarily

▶ Country where you will spend most time abroad

▶ In which State do you live?

NSW	Vic	Qld
SA	WA	Tas
NT	ACT	Other

▶ Intended length of stay overseas Years Months Days OR

▶ Main reason for overseas travel (X one only):

Convention/conference	1	Employment	5
Business	2	Education	6
Visiting friends or relatives	3	Exhibition	7
Holiday	4	Other	8

F Australian resident departing permanently

▶ Country of future residence

▶ In which State did you live?

NSW	Vic	Qld
SA	WA	Tas
NT	ACT	Other

TURN OVER THE CARD
English

OUTGOING CARD - BACK

▶ PLEASE ANSWER WITH ☒

▶ Are you taking out of Australia AUD\$10,000 or more in Australian or foreign currency equivalent? Yes ☐ No ☐
If answered 'Yes' you must complete a Cross Border Movement – Physical Cash (AUD\$10,000 or more) Report to present with this card.
Note: If a customs or police officer asks, you must report travellers cheques, cheques, money orders or other bearer negotiable instruments of any amount.

▶ **DECLARATION** The information I have given is true, correct and complete.
YOUR SIGNATURE

Day Month Year

▶ **Don't leave your super in Australia**
If you worked in Australia on a temporary resident visa (excluding subclasses 405 and 410), you can claim your superannuation once you've departed Australia and your visa has ceased to be in effect. The easiest way to claim is via a free online application from the Australian Taxation Office (ATO) that also confirms your immigration status.
Alternatively, you can claim directly from your fund. You will need to provide evidence of having left Australia. If you are claiming:
• over AUD\$5,000 in super, a *Certification of Immigration Status* from the Department of Immigration and Citizenship is required (this currently incurs a fee), or
• AUD\$5,000 or less in super, a certified copy of a passport port and date stamp issued on departure and a copy of the expired or cancelled eligible visa is required. You will need to request the passport stamp on departing Australia as the Australian Customs and Border Protection Service no longer automatically issues these departure stamps. Alternatively, you will need to obtain a *Certification of Immigration Status*.
To access the free online application and for further information, go to ato.gov.au/departaustralia
You can also find any lost or ATO-held super by visiting ato.gov.au/superseeker

**MAKE SURE YOU HAVE COMPLETED BOTH SIDES OF THIS CARD.
PRESENT THIS CARD, ON DEPARTURE WITH YOUR BOARDING PASS AND PASSPORT.**

Information sought on this form is required to administer immigration, customs, quarantine, statistical, health, wildlife and other currency laws of Australia and its collection is authorised by legislation. It will be disclosed only to agencies administering these areas and authorised or required to receive it under Australian law. The leaflet *Safeguarding your personal information* is available from the department's website www.immi.gov.au

10131602

© Commonwealth of Australia 2013
16 (Design date 10/13)

Outgoing passenger cards used from October 2013. This sample is not for public use.

GLOSSARY

12/12 month rule	A method for measuring an overseas traveller's duration of stay or absence in which the 12 month usual residence criterion in population estimates is measured across a 12 month period. Under a '12/12 month rule', overseas travellers must be resident in Australia for a <i>continuous</i> 12 month period or more to be included in the estimated resident population. Similarly, Australian residents travelling overseas must be absent from Australia for a <i>continuous</i> 12 month period or more to be removed from the estimated resident population.
12/16 month rule	<p>A method for measuring an overseas traveller's duration of stay or absence which takes an approach to measure usual residence that <i>does not have to be continuous</i>, as opposed to the continuous approach used under a '12/12 month rule'. Under a '12/16 month rule', incoming overseas travellers (who <i>are not</i> currently counted in the population) must be resident in Australia for a total period of 12 months or more, during the 16 month follow-up period to then be included in the estimated resident population. Similarly, those travellers departing Australia (who <i>are</i> currently counted in the population) must be absent from Australia for a total of 12 months or more during the 16 month follow-up period to then be subtracted from the estimated resident population.</p> <p>The 12/16 month rule therefore takes account of those persons who may have left Australia briefly and returned, while still being resident for 12 months out of 16. Similarly, it takes account of Australians who live most of the time overseas but periodically return to Australia for short periods.</p>
Australian resident	For estimated resident population statistics, the Census year population estimates classify a person as an Australian resident if the person has (in the most recent Census) reported a usual address in Australia where the person has lived or intends to live for six months or more in the Census year. The post-censal estimates, while based on the Census data, are updated with international migration data that have a criterion of one year or more of intended stay in or departure from Australia.
Average annual growth rate	<p>The average annual growth rate, r, is calculated as a percentage using the formula:</p> $r = \left[\left(\frac{P_n}{P_0} \right)^{\frac{1}{n}} - 1 \right] \times 100$ <p>where:</p> <p>P_n is the population at the end of the period</p> <p>P_0 is the population at the start of the period</p> <p>n is the length of the period between P_n and P_0 in years.</p>
Category jumping	<p>Category jumping was the term used to describe changes between intended and actual duration of stay of travellers to/from Australia, such that their classification as short-term or as long-term/permanent movers is different at arrival/departure from that after 12 months. For more information see <i>Migration, Australia, 2002-03</i>, (cat. no. 3412.0), Chapter 6, 'Special article: Adjustments to overseas migration estimates'.</p> <p>The Australian resident component of category jumping for a reference quarter was estimated by comparing the number of residents departing short-term in that quarter with all residents who left in that quarter and return in the following 12 months, to obtain the net number of Australian residents who 'jumped category'.</p>

Category jumping <i>continued</i>	<p>Similarly, the number of overseas visitors arriving short-term in a quarter was compared with all overseas visitors who arrived in that quarter and depart in the following 12 months, to obtain the net number of overseas visitors 'who jumped category'.</p> <p>Estimates of category jumping were derived by subtracting the Australian resident component from the overseas visitor component.</p> <p>Category jumping is no longer used following the implementation of the '12/16 month rule' methodology for estimating net overseas migration.</p>
Category of movement	<p>Category of movement is of particular relevance to the overseas arrivals and departures (OAD) collection. OAD are classified according to length of stay (in Australia or overseas), as recorded by travellers on passenger cards or derived with reference to previous border crossings. There are three main categories of movement and 10 sub-categories:</p> <ul style="list-style-type: none"> ■ permanent movement: <ul style="list-style-type: none"> ■ permanent arrival (PA); ■ permanent departure (PD); ■ long-term movement - has a duration of stay (or absence) of one year or more: <ul style="list-style-type: none"> ■ long-term resident returning (LTRR); ■ long-term visitor arrival (LTVA); ■ long-term resident departure (LTRD); ■ long-term visitor departure (LTVD); ■ short-term movement - has a duration of stay (or absence) of less than one year: <ul style="list-style-type: none"> ■ short-term resident returning (STRR); ■ short-term visitor arrival (STVA); ■ short-term resident departure (STRD); and ■ short-term visitor departure (STVD). <p>A significant number of travellers (i.e. overseas visitors to Australia on arrival and Australian residents going abroad) state exactly 12 months or one year as their intended period of stay. Many stay for less than that period and on their departure from, or return to, Australia are therefore classified as short-term. Accordingly, in an attempt to maintain consistency between arrivals and departures, movements of travellers who report their actual or intended period of stay as being one year exactly are randomly allocated to long-term or short-term in proportion to the number of movements of travellers who report their actual length of stay as up to one month more, or one month less, than one year.</p>
Census	The complete enumeration of a population or groups at a point in time with respect to well-defined characteristics (e.g. Population, Manufacturing, etc.). When the word is capitalised, "Census" usually refers to the national <i>Census of Population and Housing</i> .
Census count	The Census of Population and Housing enumerates persons on the basis of where they were located on Census Night. The Census also compiles information on people according to their place of usual residence. This means that Census counts of people can be produced according to their location on Census Night as well as their place of usual residence. Characteristics of households are based on persons usually resident in a dwelling.
Country of birth	<p>Country of birth refers to the country in which a traveller was born in. For Overseas Arrivals and Departures data and Net Overseas Migration data, the country of birth is usually collected from a traveller's passport or visa information.</p> <p>The classification of countries is the <i>Standard Australian Classification of Countries (SACC), 2011, Version 2.2</i>. For more detailed information refer to <i>Standard Australian Classification of Countries (SACC), 2011</i> (cat. no. 1269.0).</p>
Country of embarkation/disembarkation	Country of embarkation/disembarkation is collected from the country a traveller indicates on their passenger card from answering the following question:

Country of embarkation/disembarkation <i>continued</i>	<ul style="list-style-type: none"> ■ For someone arriving in Australia - In which country did you board this flight or ship? ■ For someone departing Australia - Country where you will get off this flight?
Country of residence/stay	<p>Country of residence/stay is collected from the country a traveller indicates on their passenger card.</p> <ul style="list-style-type: none"> ■ For Australian residents, it is the country they spent/intend to spend most time abroad (i.e. their country of stay) ■ For overseas visitors to Australia, it is their country of residence, recorded on their passenger card or visa.
Emigration	<p>The process of leaving one country to take up permanent or semi-permanent residence in another.</p>
Estimated resident population (ERP)	<p>The official measure of the population of Australia is based on the concept of usual residence. It refers to all people, regardless of nationality, citizenship or legal status, who usually live in Australia, with the exception of foreign diplomatic personnel and their families. It includes usual residents who are overseas for less than 12 months over a 16 month period. It excludes overseas visitors who are in Australia for less than 12 months over a 16 month period.</p> <p>Estimates of the Australian resident population are generated on a quarterly basis by adding natural increase (the excess of births over deaths) and net overseas migration (NOM) occurring during the period to the population at the beginning of each period. This is known as the cohort component method, and can be represented by the following equation:</p> $P_{t+1} = P_t + B - D + \text{NOM}, \text{ where:}$ <p>P_t = the estimated resident population at time point t</p> <p>P_{t+1} = the estimated resident population at time point $t+1$</p> <p>B = the number of births occurring between t and $t+1$</p> <p>D = the number of deaths occurring between t and $t+1$</p> <p>NOM = net overseas migration occurring between t and $t+1$.</p> <p>For state and territory population estimates, an additional term is added to the equation representing net interstate migration (NIM) occurring between t and $t+1$, represented by the following equation:</p> $P_{t+1} = P_t + B - D + \text{NOM} + \text{NIM}.$
Initial category of travel	<p>Predominantly used to assist in the estimation of preliminary net overseas migration (NOM). Like category of movement, all overseas arrivals and departures are classified according to length of stay (in Australia or overseas), as recorded by travellers on passenger cards or derived with reference to previous border crossings. However, unlike the category of movement, all travellers are assigned to one, and only one, initial category of travel during the reference quarter. This removes the potential for a traveller to be included more than once in different categories of travel if they have made multiple overseas movements during the reference quarter.</p> <p>For the purposes of estimating NOM, the rule used to assign an initial category of travel to each traveller is as follows:</p> <ul style="list-style-type: none"> ■ Travellers who have any permanent or long-term movement (one year or more) recorded during the reference quarter have their last permanent/ long-term movement assigned as their initial category of travel; and ■ Travellers who only have a history of short-term movements (less than one year) recorded during the reference quarter have their first movement assigned as their initial category of travel. <p>For the purposes of calculating NOM, there are three main initial categories of travel and 10 sub-categories:</p>

Initial category of travel <i>continued</i>	<ul style="list-style-type: none"> ■ permanent traveller: <ul style="list-style-type: none"> ■ permanent arrival (PA); ■ permanent departure (PD); ■ long-term traveller - has a duration of stay (or absence) of one year or more: <ul style="list-style-type: none"> ■ long-term resident returning (LTRR); ■ long-term visitor arrival (LTVA); ■ long-term resident departure (LTRD); ■ long-term visitor departure (LTVD); ■ short-term traveller - has a duration of stay (or absence) of less than one year: <ul style="list-style-type: none"> ■ short-term resident returning (STRR); ■ short-term visitor arrival (STVA); ■ short-term resident departure (STRD); and ■ short-term visitor departure (STVD).
Intended length of stay	On arrival in Australia, all overseas visitors are asked to state their 'Intended length of stay in Australia'. On departure from Australia, all Australian residents are asked to state their 'Intended length of stay overseas'.
Intercensal discrepancy	Intercensal discrepancy is the final difference between two estimates at 30 June of a Census year population: the first based on the latest Census, and the second arrived at by updating the 30 June estimate of the previous Census year with intercensal components of population change. It is caused by errors in the start and/or finish population estimates and/or in estimates of births, deaths or migration in the intervening period which cannot be attributed to a particular source. For further information see <i>Population Estimates: Concepts, Sources and Methods, 2009</i> (cat. no. 3228.0.55.001).
Intercensal error	<p>Intercensal error is the preliminary difference between two estimates at 30 June of a Census year population: the first based on the latest Census and the second arrived at by updating the 30 June estimate of the previous Census year with intercensal components of population change. For further information see <i>Population Estimates: Concepts, Sources and Methods, 2009</i> (cat. no. 3228.0.55.001).</p> <p>The ABS is aware that the term 'intercensal error' is often misinterpreted, with the word 'error' being too commonly considered to be a synonym for 'mistake'. As a result, the ABS will use the terms 'preliminary intercensal difference' and 'final intercensal difference' in the 2016 rebasing cycle.</p>
Immigration	The process of entering one country from another to take up permanent or semi-permanent residence.
Internal migration	The movement of people across a specified boundary within Australia for the purpose of changing their place of usual residence.
Interstate migration	See net interstate migration.
Long-term arrivals	<p>Long-term arrivals comprise:</p> <ul style="list-style-type: none"> ■ overseas visitors who state that they intend to stay in Australia for 12 months or more (but not permanently) ■ Australian residents returning after an absence of 12 months or more overseas.
Long-term departures	<p>Long-term departures comprise:</p> <ul style="list-style-type: none"> ■ Australian residents who state that they intend to stay abroad for 12 months or more (but not permanently) ■ overseas visitors departing who stayed 12 months or more in Australia.
Long-term resident departures (LTRD)	Australian residents who state that they intend to stay abroad for 12 months or more (but not permanently).
Long-term resident returns (LTRR)	Australian residents returning after an absence of 12 months or more overseas.

Long-term visitor arrivals (LTVA)	Overseas visitors who state that they intend to stay in Australia for 12 months or more (but not permanently).
Long-term visitor departures (LTVD)	Overseas visitors departing who stayed 12 months or more in Australia.
Main reason for journey	<p>Overseas visitors/temporary entrants arriving in Australia and Australian residents departing temporarily from Australia are asked to state their main reason for journey. All statistics relating to main reason for journey use the following categories:</p> <ul style="list-style-type: none"> ■ convention/conference; ■ business; ■ visiting friends/relatives; ■ holiday; ■ employment; ■ education; and ■ other. <p>In tabulations of data collected before September 1994, the 'other' category included 'in transit' and the 'holiday' category included both 'student vacation' and 'accompanying business visitor'.</p>
Main state or territory of stay	Overseas visitors are asked on departure for the name of the state or territory in which they spent the most time. This differs from 'state or territory of clearance' which is available on request.
Median age	For any distribution the median age is that age which divides the relevant population into two equal parts, half falling below the value, and half exceeding it. Where the age for a particular record has not been stated, that record is excluded from the calculation.
Migrant - International	<p>An international migrant is defined as "<i>any person who changes his or her country of usual residence</i>" (United Nations 1998). The country of usual residence is the country in which a person lives, that is to say, the country in which he or she has a place to live where he or she normally spends the daily period of rest. A long-term international migrant is a person who moves to a country other than that of his or her usual residence for a period of at least a year (12 months), so that the country of destination effectively becomes his or her new country of usual residence.</p> <p>In Australia, for the purposes of estimating net overseas migration, and thereby the official population counts, a person is regarded as a usual resident if they have been (or expected to be) residing in Australia for a period of 12 months or more over a 16 month period.</p>
Migration	The movement of people across a specified boundary for the purpose of establishing a new or semi-permanent residence. Migration can be international (migration between countries) and internal (migration within a country).
Migration adjustment	Prior to September quarter 2006, the ABS applied a number of adjustments to overseas arrivals and departures data in order to produce estimates of net overseas migration (NOM). These mainly comprised adjustments designed to reflect differences between stated travel intentions and actual travel behaviour. Until recently, adjustments used by ABS to produce NOM estimates were collectively referred to as 'category jumping adjustments'. They are now referred to more simply as 'migration adjustments'.
Natural increase	Excess of births over deaths.
Net internal migration:	The difference between the number of persons who changed their place of usual residence by moving in to, and out of, a defined area within Australia. This difference may be positive or negative.

Net interstate migration (NIM)	The difference between the number of persons who have changed their place of usual residence by moving into a given state or territory and the number who have changed their place of usual residence by moving out of that state or territory. This difference can be either positive or negative.
Net overseas migration (NOM)	<p>Net overseas migration is the net gain or loss of population through immigration to Australia and emigration from Australia. Under the current method for estimating final net overseas migration this term is based on a traveller's <i>actual</i> duration of stay or absence using the '12/16 month rule'. Preliminary NOM estimates are modelled on patterns of traveller behaviours observed in final NOM estimates for the same period one year earlier. NOM is:</p> <ul style="list-style-type: none"> ■ based on an international traveller's duration of stay being in or out of Australia for 12 months or more over a 16 month period; ■ the difference between: <ul style="list-style-type: none"> ■ the number of incoming international travellers who stay in Australia for 12 months or more over a 16 month period, who <i>are not</i> currently counted within the population, and are then added to the population (NOM arrivals); and ■ the number of outgoing international travellers (Australian residents and long-term visitors to Australia) who leave Australia for 12 months or more over a 16 month period, who <i>are</i> currently counted within the population, and are then subtracted from the population (NOM departures).
Net overseas migration rate	The net overseas migration rate is the number of NOM travellers in a given period divided by the population sending or receiving the NOM travellers at a given period. It is calculated per 1,000 population.
NOM arrivals	<p>NOM arrivals are all overseas arrivals that contribute to net overseas migration (NOM). It is the number of incoming international travellers who stay in Australia for 12 months or more over a 16 month period, who <i>are not</i> currently counted within the population, and are then added to the population.</p> <p>Under the current method for estimating final net overseas migration this term is based on a traveller's <i>actual</i> duration of stay using the '12/16 month rule'.</p>
NOM departures	<p>NOM departures are all overseas departures that contribute to net overseas migration (NOM). It is the number of outgoing international travellers (Australian residents and long term visitors to Australia) who leave Australia for 12 months or more over a 16 month period, who <i>are</i> currently counted within the population, and are then subtracted from the population.</p> <p>Under the current method for estimating final net overseas migration this term is based on a traveller's <i>actual</i> duration of absence using the '12/16 month rule'.</p>
Other territories	Following amendments to the <i>Acts Interpretation Act 1901</i> effective from July 1992, the two external territories of Christmas Island and Cocos (Keeling) Islands became part of geographical Australia. Since the 1996 Census, Christmas Island, Cocos (Keeling) Islands, and the Jervis Bay Territory (previously linked to the Australian Capital Territory for statistical purposes) comprise a pseudo 'ninth state/territory' of Australia. They are included in state nine 'Other Territories'.
Overseas arrivals and departures (OAD)	Overseas arrivals and departures (OAD) refer to the recorded arrival or departure of persons through Australian air or sea ports (excluding operational air and ships' crew). Statistics on OAD relate to the number of movements of travellers rather than the number of travellers (i.e. the multiple movements of individual persons during a given reference period are all counted).
Overseas migration	See net overseas migration (NOM).
Overseas migration adjustment	See Migration adjustment.

Passenger card	Passenger cards are completed by nearly all passengers arriving in, or departing from, Australia. Information including occupation, nationality, intended length of stay, main reason for journey, and state or territory of intended stay/residence is collected. An example of the current Australian passenger card is always provided with the monthly Overseas Arrivals and Departures (cat. no. 3401.0) publication under the Explanatory Notes tab.
Percentage points	Units of difference between two percentages.
Permanent arrivals	<p>Permanent arrivals (settlers) comprise:</p> <ul style="list-style-type: none"> ■ travellers who hold permanent migrant visas (regardless of stated intended period of stay); ■ New Zealand citizens who indicate an intention to migrate permanently; and ■ those who are otherwise eligible to settle (e.g. overseas born children of Australian citizens). <p>This definition of settlers is used by the Department of and Border Protection (DIBP). Prior to 1985, the definition of settlers used by the Australian Bureau of Statistics (ABS) was the stated intention of the traveller only. Numerically, the effect of the change in definition is insignificant. The change was made to avoid the confusion caused by minor differences between data on settlers published separately by the ABS and the DIBP.</p>
Permanent departures	Permanent departures are Australian residents (including former settlers) who on departure state that they are departing permanently.
Permanent visa	Permission to travel to, enter and/or remain in Australia for a period of time or indefinitely.
Place of usual residence	See usual residence.
Population growth	For Australia, population growth is the sum of natural increase and net overseas migration. For states and territories, population growth also includes net interstate migration. After the Census, intercensal population growth also includes an allowance for intercensal discrepancy.
Population growth rate	Population change over a period as a proportion (percentage) of the population at the beginning of the period.
Residents Temporarily Overseas	Residents temporarily overseas are outgoing international travellers (Australian residents and long term visitors to Australia) who are currently counted within the population and who leave Australia for less than 12 months over a 16 month period.
Sex ratio	The sex ratio relates to the number of males per 100 females. The sex ratio is defined for total population, at birth, at death and among age groups by selecting the appropriate numerator and denominator of the ratio.
Short-term arrivals	<p>Short-term arrivals comprise:</p> <ul style="list-style-type: none"> ■ overseas visitors/migrants who intend to stay in Australia for less than 12 months; and ■ Australian residents returning from overseas after an absence of less than 12 months.
Short-term departures	<p>Short-term departures comprise:</p> <ul style="list-style-type: none"> ■ Australian residents who intend to stay abroad for less than 12 months; and ■ overseas visitors departing after a stay of less than 12 months in Australia.
Short-term resident departures (STRD)	Australian residents who intend to stay abroad for less than 12 months.
Short-term resident returns (STRR)	Australian residents returning after a stay of less than 12 months overseas.
Short-term visitor arrivals (STVA)	Overseas visitors who intend to stay in Australia for less than 12 months.

Short-term visitor departures (STVD)	Overseas visitors departing after a stay of less than 12 months in Australia.
Skill stream	<p>Those categories of the Migration Program where the core eligibility criteria are based on the applicant's employability or capacity to invest and/or do business in Australia. The immediate accompanying families of principal applicants in the skill stream are also counted as part of the skill stream.</p> <p>This definition of skill stream is used by DIBP who administer the Migration Program.</p>
State or territory of intended address/where lived	<p>Overseas visitors are asked on arrival in Australia for their state or territory of intended address. On departure from Australia, overseas visitors are asked the state or territory where they spent most time.</p> <p>Australian residents are asked on departure for the state or territory in which they live/lived. Residents returning to Australia are asked for their state or territory of intended address.</p>
State or territory of intended stay	See State or territory of intended address/where lived.
State or territory of usual residence	<p>State or territory of usual residence refers to the state or territory of usual residence of:</p> <ul style="list-style-type: none"> ■ the population (estimated resident population); ■ the mother (birth collection); and ■ the deceased (death collection). <p>In the case of overseas movements, state or territory of usual residence refers to the state or territory regarded by the traveller as the one in which he/she lives or has lived. State or territory of intended residence is derived from the intended address given by settlers, and by Australian residents returning after a journey abroad. Particularly in the case of the former, this information does not necessarily relate to the state or territory in which the traveller will eventually establish a permanent residence.</p>
State or territory where spent most time	See Main state or territory of stay.
Student net overseas migration (student NOM)	Student NOM is the net number of passengers travelling on student visas who contribute to net overseas migration. For further information see net overseas migration (NOM).
Student NOM arrivals	Student NOM arrivals are NOM arrivals for passengers travelling on student visas. For further information see NOM arrivals.
Student NOM departures	Student NOM departures are NOM departures for passengers travelling on student visas. For further information see NOM departures.
Temporary entrants	See temporary visas.
Temporary visas	Temporary entrant visas are visas permitting persons to come to Australia on a temporary basis for specific purposes which result in some benefit to Australia. Main contributors are international students, Temporary Resident visas (including temporary business entrants and working holiday makers) and visitors.
Temporary NOM arrivals	<p>Temporary NOM arrivals are all temporary overseas arrivals that contribute to net overseas migration (NOM). It is the number of incoming international travellers who stay in Australia for 12 months or more over a 16 month period and are added to the population but are not migrating permanently.</p> <p>Under the current method for estimating final net overseas migration, this term is based on a travellers' <i>actual</i> duration of stay or absence using the '12/16 month rule'.</p>
Usual residence	Usual residence within Australia refers to that address at which the person has lived or intends to live for a total of six months or more in a given reference year.

Visa Permission or authority granted by the Australian government to foreign nationals to travel to, enter and/or remain in Australia for a period of time or indefinitely. Visas are managed by DIBP.

BIBLIOGRAPHY

ABS PUBLICATIONS

- Australian Demographic Statistics*, cat. no. 3101.0, quarterly.
- Australian Historical Population Statistics*, cat. no. 3105.0.65.001.
- Census of Population and Housing, ABS data available on request, latest census 2011.
- Demography Working Paper: 2003/5 – Net Overseas Migration: Adjusting for Actual Duration of Stay or Absence*, cat. no. 3137.0
- 'Feature Article 1: Final Rebasing of Australia's Population Estimates, September Quarter 2006 - June Quarter 2011' in *Australian Demographic Statistics*, Dec 2012, cat. no. 3101.0.
- 'Feature Article 2: Recasting 20 Years of ERP' in *Australian Demographic Statistics*, Dec 2012, cat. no. 3101.0.
- 'Feature Article 3: Comparison of Net Overseas Migration' in *Australian Demographic Statistics*, Dec 2012, cat. no. 3101.0.
- Information Paper: Evaluation of Administrative Data Sources for Use in Quarterly Estimation of Interstate Migration, 2006 to 2011*, cat. no. 3127.0.55.001.
- Information Paper: Further Improvements to Net Overseas Migration, December 2013*, cat. no. 3412.0.55.002.
- Information Paper: Improved Methods for Estimating Net Overseas Migration, Australia, 2006*, cat. no. 3107.0.55.003
- Information Paper: Improving Net Overseas Migration Estimation, March 2010*, cat. no. 3412.0.55.001.
- Information Paper: Review of Interstate Migration Method, March 2009*, cat. no. 3106.0.55.001.
- Information Paper: Statistical Implications of Improved Methods for Estimating Net Overseas Migration, Australia, 2007*, cat. no. 3107.0.55.005.
- Overseas Arrivals and Departures, Australia*, cat. no. 3401.0, monthly.
- Population Estimates: Concepts, Source and Methods, 2009*, cat. no. 3228.0.55.001.
- Standard Australian Classification of Countries (SACC), 2011*, cat. no. 1269.0.

OTHER PUBLICATIONS

- Commonwealth Consolidated Acts, *Acts Interpretation Act 1901*,
<http://www.austlii.edu.au/au/legis/cth/consol_act/aia1901230/>.
- DIBP (Department of Immigration and Citizenship) statistical publications are available from their website <<http://www.immi.gov.au>>.
- DIBP 2013, *The Outlook for Net Overseas Migration*: September 2013.
- Shyrock, HS, Siegel, JS & Assoc 1976, *The Methods and Materials of Demography*, condensed edn, Academic Press, New York.
- United Nations 1998, *Recommendations on Statistics of International Migration*, Statistical Papers Series M, no. 58, rev. 1, Department of Economic and Social Affairs, Statistics Division, New York.

FOR MORE INFORMATION . . .

INTERNET

www.abs.gov.au the ABS website is the best place for data from our publications and information about the ABS.

INFORMATION AND REFERRAL SERVICE

Our consultants can help you access the full range of information published by the ABS that is available free of charge from our website. Information tailored to your needs can also be requested as a 'user pays' service. Specialists are on hand to help you with analytical or methodological advice.

PHONE

1300 135 070

EMAIL

client.services@abs.gov.au

FAX

1300 135 211

POST

Client Services, ABS, GPO Box 796, Sydney NSW 2001

FREE ACCESS TO STATISTICS

All statistics on the ABS website can be downloaded free of charge.

WEB ADDRESS

www.abs.gov.au